

FIM Junior GP World Championship 19-20-21 Aprile 2024

Junior GP - Results Qualifying 2

Misano Circuit Sic 58 4.226 m

1 / 2

No. Rider	Nat	Team	Bike	Time	Gap	Rel.	Laps
1 54 RIOS Jesus	ESP	MRE Talent	KTM	1'41.953			7
2 11 CRUCES Adrian	ESP	Finetwork Team	KTM	1'42.288	0.335	0.335	4
3 21 MOODLEY Ruche	RSA	Finetwork Team	KTM	1'42.300	0.347	0.012	6
4 14 BUCHANAN Cormac	NZL	AGR Team	KTM	1'42.488	0.535	0.188	4
5 27 SALMELA Rico	FIN	Liqui Moly Husqvarna Intact GP Juniors	Husqvarna	1'42.498	0.545	0.010	6
6 67 O'GORMAN Casey James	IRL	Team Estrella Galicia 0.0	Honda	1'42.540	0.587	0.042	6
7 28 QUILES Maximo	ESP	Team Estrella Galicia 0.0	Honda	1'42.719	0.766	0.179	6
8 13 DANISH Hakim	MAS	Sic Racing - MSI	KTM	1'42.781	0.828	0.062	6
9 89 URIARTE Marcos	ESP	Aspar Junior Team	CFMoto	1'42.834	0.881	0.053	6
10 83 CARPE Alvaro	ESP	STV Laglisse Racing	Husqvarna	1'43.041	1.088	0.207	4
11 69 RUDA Marcos	ESP	Seventytwo Arbox Racing Team	KTM	1'43.049	1.096	0.008	5
12 78 ROSENTHALER Jakob	AUT	Liqui Moly Husqvarna Intact GP Juniors	Husqvarna	1'43.089	1.136	0.040	3
13 19 MOROSI Alessandro	ITA	Aspar Junior Team	CFMoto	1'43.284	1.331	0.195	6
14 94 LLAMBIAS Facundo	URU	Team Estrella Galicia 0.0	Honda	1'43.307	1.354	0.023	6
15 57 SHAHRIL Danial	MAS	Asia Talent Team	Honda	1'43.356	1.403	0.049	6
16 24 PLANQUES Guillem	FRA	Team Estrella Galicia 0.0	Honda	1'43.749	1.796	0.393	6
17 4 PAWELEC Milan	POL	STV Laglisse Racing	Husqvarna	1'44.789	2.836	1.040	6
18 8 O'SHEA Eddie	GBR	British Talent Team - Mlav Racing	Honda				0

Humidity:	53%	AIR	14°C
Condition:	DRY	Temp:	23°C

20/04/2024 Start 17:05 End 17:19

The results are provisional until the end of the time limit for protests and appeals and the completion of the technical checks.

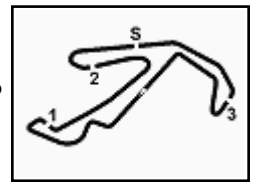


Powered by PERUGIA TIMING



HEADQUARTERS - Principe de Vergara, 183 - 28002 Madrid - Tel: +34 91 782 02 20

www.fimjuniorgp.com



FIM Junior GP World Championship 19-20-21 Aprile 2024

Junior GP - Results Qualifying 2

Highlights

17.05		Start
17.11	4 M. PAWELEC	Lap Cancelled (1'44.227) - Exceeded Track Limits - Turn 16
17.11	19 A. MOROSI	Lap Cancelled (1'43.592) - Exceeded Track Limits - Turn 15
17.12	67 C. O'GORMAN	Lap Cancelled (1'46.364) - Exceeded Track Limits - Turn 15
17.14	89 M. URIARTE	Lap Cancelled (1'43.475) - Exceeded Track Limits - Turn 15
17.14	13 H. DANISH	Crashed
17.14	78 J. ROSENTHALER	Crashed
17.14	13 H. DANISH	Re-joined
17.15	83 A. CARPE	Lap Cancelled (5'00.726) - Exceeded Track Limits on Previous Laps - Turn 13
17.18	28 M. QUILES	Lap Cancelled (1'43.810) - Exceeded Track Limits - Turn 16
17.18		RED FLAG
17.19		Session Ended
17.19		End Of Session

Fastest Laps Sequence

No.	Rider	Nat	Team	Bike	Local Time	Time	Gap	Avg
11	A. CRUCES	ESP	Finetwork Team	KTM	17:08'43.305	1'43.187		147,437
67	C. O'GORMAN	IRL	Team Estrella Galicia 0.0	Honda	17:08'43.965	1'43.080	-0.107	147,590
28	M. QUILES	ESP	Team Estrella Galicia 0.0	Honda	17:08'45.403	1'42.927	-0.153	147,810
54	J. RIOS	ESP	MRE Talent	KTM	17:08'46.349	1'42.301	-0.626	148,714
54	J. RIOS	ESP	MRE Talent	KTM	17:10'28.358	1'42.009	-0.292	149,140
54	J. RIOS	ESP	MRE Talent	KTM	17:13'57.998	1'41.953	-0.056	149,222

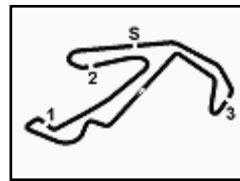
20/04/2024 Start 17:05 End 17:19

The results are provisional until the end of the time limit for protests and appeals and the completion of the technical checks.



Powered by PERUGIA TIMING





FIM Junior GP World Championship 19-20-21 Aprile 2024

Junior GP - Best Sector & Speed Qualifying 2

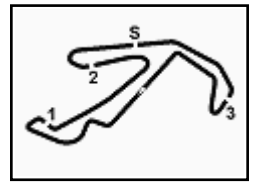
Misano Circuit Sic 58 4.226 m

BEST LAP			
1	54	RIOS Jesus	KTM 1'41.953
2	11	CRUCES Adrian	KTM 1'42.288
3	21	MOODLEY Ruche	KTM 1'42.300
4	14	BUCHANAN Cormac	KTM 1'42.488
5	27	SALMELA Rico	Husqvarna 1'42.498
6	67	O'GORMAN Casey James	Honda 1'42.540
7	28	QUILES Maximo	Honda 1'42.719
8	13	DANISH Hakim	KTM 1'42.781
9	89	URIARTE Marcos	CFMoto 1'42.834
10	83	CARPE Alvaro	Husqvarna 1'43.041
11	69	RUDA Marcos	KTM 1'43.049
12	78	ROSENTHALER Jakob	Husqvarna 1'43.089
13	19	MOROSI Alessandro	CFMoto 1'43.284
14	94	LLAMBIAS Facundo	Honda 1'43.307
15	57	SHHRIL Danial	Honda 1'43.356
16	24	PLANQUES Guillem	Honda 1'43.749
17	4	PAWELEC Milan	Husqvarna 1'44.789
18	8	O'SHEA Eddie	Honda

SPEED			
1	69	RUDA Marcos	KTM 212,6
2	27	SALMELA Rico	Husqvarna 212,6
3	78	ROSENTHALER Jakob	Husqvarna 211,8
4	54	RIOS Jesus	KTM 211,8
5	83	CARPE Alvaro	Husqvarna 211,8
6	11	CRUCES Adrian	KTM 211,4
7	24	PLANQUES Guillem	Honda 210,9
8	57	SHHRIL Danial	Honda 210,5
9	28	QUILES Maximo	Honda 210,5
10	94	LLAMBIAS Facundo	Honda 210,1
11	8	O'SHEA Eddie	Honda 209,3
12	13	DANISH Hakim	KTM 209,3
13	21	MOODLEY Ruche	KTM 209,3
14	67	O'GORMAN Casey James	Honda 208,5
15	89	URIARTE Marcos	CFMoto 207,3
16	14	BUCHANAN Cormac	KTM 206,5
17	4	PAWELEC Milan	Husqvarna 205,7
18	19	MOROSI Alessandro	CFMoto 204,5

SEG. 1			SEG. 2			SEG. 3			SEG. 4		
1	14	BUCHANAN Cormac 27.105	1	11	CRUCES Adrian 23.809	1	54	RIOS Jesus 28.193	1	54	RIOS Jesus 22.432
2	21	MOODLEY Ruche 27.135	2	13	DANISH Hakim 23.882	2	11	CRUCES Adrian 28.211	2	67	O'GORMAN Casey James 22.491
3	11	CRUCES Adrian 27.234	3	21	MOODLEY Ruche 23.940	3	27	SALMELA Rico 28.327	3	21	MOODLEY Ruche 22.532
4	94	LLAMBIAS Facundo 27.244	4	27	SALMELA Rico 23.952	4	69	RUDA Marcos 28.335	4	14	BUCHANAN Cormac 22.583
5	13	DANISH Hakim 27.272	5	54	RIOS Jesus 23.956	5	78	ROSENTHALER Jakob 28.376	5	28	QUILES Maximo 22.656
6	67	O'GORMAN Casey James 27.288	6	67	O'GORMAN Casey James 24.019	6	13	DANISH Hakim 28.430	6	27	SALMELA Rico 22.721
7	54	RIOS Jesus 27.305	7	78	ROSENTHALER Jakob 24.093	7	67	O'GORMAN Casey James 28.442	7	89	URIARTE Marcos 22.722
8	83	CARPE Alvaro 27.317	8	28	QUILES Maximo 24.106	8	14	BUCHANAN Cormac 28.468	8	13	DANISH Hakim 22.726
9	89	URIARTE Marcos 27.357	9	57	SHHRIL Danial 24.127	9	28	QUILES Maximo 28.480	9	19	MOROSI Alessandro 22.760
10	28	QUILES Maximo 27.368	10	83	CARPE Alvaro 24.143	10	21	MOODLEY Ruche 28.498	10	69	RUDA Marcos 22.761
11	27	SALMELA Rico 27.406	11	69	RUDA Marcos 24.157	11	89	URIARTE Marcos 28.553	11	78	ROSENTHALER Jakob 22.768
12	19	MOROSI Alessandro 27.492	12	14	BUCHANAN Cormac 24.199	12	19	MOROSI Alessandro 28.596	12	11	CRUCES Adrian 22.776
13	69	RUDA Marcos 27.496	13	89	URIARTE Marcos 24.201	13	24	PLANQUES Guillem 28.609	13	57	SHHRIL Danial 22.816
14	57	SHHRIL Danial 27.542	14	94	LLAMBIAS Facundo 24.255	14	83	CARPE Alvaro 28.613	14	83	CARPE Alvaro 22.853
15	78	ROSENTHALER Jakob 27.571	15	19	MOROSI Alessandro 24.307	15	57	SHHRIL Danial 28.638	15	94	LLAMBIAS Facundo 22.856
16	4	PAWELEC Milan 27.619	16	24	PLANQUES Guillem 24.382	16	94	LLAMBIAS Facundo 28.711	16	24	PLANQUES Guillem 22.983
17	24	PLANQUES Guillem 27.660	17	4	PAWELEC Milan 24.504	17	4	PAWELEC Milan 28.948	17	4	PAWELEC Milan 23.059
18	8	O'SHEA Eddie 3'23.794	18	8	O'SHEA Eddie 25.653	18	8	O'SHEA Eddie 30.015	18	8	O'SHEA Eddie 26.955



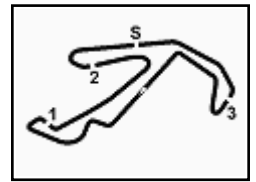


FIM Junior GP World Championship 19-20-21 Aprile 2024

Junior GP - Ideal Time Qualifying 2

No.	Rider	Bike	Seg. 1	Seg. 2	Seg. 3	Seg. 4	Ideal Time		
			Diff. 1	Diff. 2	Diff. 3	Diff. 4	Best Lap	Pos.	Diff.
1	54 RIOS J. (ESP)	KTM	27.305	23.956	28.193 +0.067	22.432	1'41.886 1'41.953	1	0.067
2	11 CRUCES A. (ESP)	KTM	27.234	23.809	28.211	22.776 +0.258	1'42.030 1'42.288	2	0.258
3	21 MOODLEY R. (RSA)	KTM	27.135	23.940 +0.126	28.498 +0.069	22.532	1'42.105 1'42.300	3	0.195
4	67 O'GORMAN C. (IRL)	Honda	27.288	24.019 +0.194	28.442	22.491 +0.106	1'42.240 1'42.540	6	0.300
5	13 DANISH H. (MAS)	KTM	27.272 +0.184	23.882 +0.150	28.430 +0.129	22.726 +0.008	1'42.310 1'42.781	8	0.471
6	14 BUCHANAN C. (NZL)	KTM	27.105 +0.133	24.199	28.468	22.583	1'42.355 1'42.488	4	0.133
7	27 SALMELA R. (FIN)	Husqvarna	27.406 +0.092	23.952	28.327	22.721	1'42.406 1'42.498	5	0.092
8	28 QUILES M. (ESP)	Honda	27.368	24.106	28.480 +0.013	22.656 +0.096	1'42.610 1'42.719	7	0.109
9	69 RUDA M. (ESP)	KTM	27.496	24.157 +0.052	28.335 +0.189	22.761 +0.059	1'42.749 1'43.049	11	0.300
10	78 ROSENTHALER J. (AUT)	Husqvarna	27.571 +0.020	24.093 +0.186	28.376 +0.075	22.768	1'42.808 1'43.089	12	0.281
11	89 URIARTE M. (ESP)	CFMoto	27.357 +0.001	24.201	28.553	22.722	1'42.833 1'42.834	9	0.001
12	83 CARPE A. (ESP)	Husqvarna	27.317	24.143	28.613 +0.115	22.853	1'42.926 1'43.041	10	0.115
13	94 LLAMBIAS F. (URU)	Honda	27.244	24.255 +0.192	28.711	22.856 +0.049	1'43.066 1'43.307	14	0.241
14	57 SHAHRIL D. (MAS)	Honda	27.542 +0.046	24.127 +0.084	28.638 +0.042	22.816 +0.061	1'43.123 1'43.356	15	0.233
15	19 MOROSI A. (ITA)	CFMoto	27.492	24.307 +0.083	28.596 +0.046	22.760	1'43.155 1'43.284	13	0.129
16	24 PLANQUES G. (FRA)	Honda	27.660 +0.115	24.382	28.609	22.983	1'43.634 1'43.749	16	0.115
17	4 PAWELEC M. (POL)	Husqvarna	27.619 +0.165	24.504 +0.371	28.948 +0.041	23.059 +0.082	1'44.130 1'44.789	17	0.659
	8 O'SHEA E. (GBR)	Honda							
Overall Ideal Time			27.105	23.809	28.193	22.432	1'41.539		





FIM Junior GP World Championship 19-20-21 Aprile 2024

Junior GP - Analysis Qualifying 2

Misano Circuit Sic 58.4.226 m

1 / 2

4 M. PAWELEC (1'44.789)							
Lap	Seg.1	Seg.2	Seg.3	Seg.4	Lap Time	km/h	Local Time
1		25.198	29.198	24.770		205,7	
2	28.209	24.600	29.205	23.059	1'45.073	205,3	17:08'46.120
3	27.791	24.523	28.948	22.965	1'44.227C	205,7	17:10'30.347
4	28.059	24.504	29.320	23.786	1'45.669	200,0	17:12'16.016
5	27.784	24.875	28.989	23.141	1'44.789	204,9	17:14'00.805
6	27.619	24.725	29.794	24.046	1'46.184	202,2	17:15'46.989
7	28.457	24.791	29.535	23.290	1'46.073	204,9	17:17'33.062
8	28.321	24.672	30.010			200,7	

5	27.135	24.066	28.567	22.532	1'42.300	206,9	17:13'56.069
6	27.812	28.973	30.340	24.003	1'51.128	199,6	17:15'47.197
7	28.430	24.880	29.355	22.988	1'45.653	209,3	17:17'32.850
8	27.765	24.339	29.591			204,2	

8 E. O'SHEA							
Lap	Seg.1	Seg.2	Seg.3	Seg.4	Lap Time	km/h	Local Time
1		25.653	30.015	26.955		209,3	
2	3'23.794						

24 G. PLANQUES (1'43.749)							
Lap	Seg.1	Seg.2	Seg.3	Seg.4	Lap Time	km/h	Local Time
1		24.799	29.270	24.649		207,3	
2	27.775	24.382	28.609	22.983	1'43.749	208,5	17:08'44.933
3	27.728	24.716	28.810	23.465	1'44.719	208,9	17:10'29.652
4	27.712	24.542	30.526	23.560	1'46.340	192,2	17:12'15.992
5	27.976	24.885	28.999	23.497	1'45.357	207,3	17:14'01.349
6	28.127	24.807	29.846	24.393	1'47.173	196,0	17:15'48.522
7	27.660	24.489	29.372	23.475	1'44.996	210,9	17:17'33.518
8	28.314	24.576	30.021			206,9	

11 A. CRUCES (1'42.288)							
Lap	Seg.1	Seg.2	Seg.3	Seg.4	Lap Time	km/h	Local Time
1		24.636	28.896	25.844		204,5	
2	27.640	24.196	28.575	22.776	1'43.187	205,3	17:08'43.305
3	27.358	24.935	29.478	33.384	1'55.155P	208,9	17:10'38.460
4	3'52.577	24.438	30.448	25.354	5'12.817P	196,0	17:15'51.277
5	27.234	23.809	28.211	23.034	1'42.288	211,4	17:17'33.565

27 R. SALMELA (1'42.498)							
Lap	Seg.1	Seg.2	Seg.3	Seg.4	Lap Time	km/h	Local Time
1		25.059	28.965	23.974		206,9	
2	27.651	24.309	28.421	23.388	1'43.769	210,1	17:08'47.252
3	27.498	23.952	28.327	22.721	1'42.498	212,6	17:10'29.750
4	29.601	24.801	31.124	23.038	1'48.564	182,7	17:12'18.314
5	27.406	24.060	28.433	23.115	1'43.014	207,7	17:14'01.328
6	28.922	24.350	30.314	25.767	1'49.353	194,6	17:15'50.681
7	27.442	23.977	28.426	23.110	1'42.955	210,1	17:17'33.636
8	28.030	26.351	30.164			196,4	

13 H. DANISH (1'42.781)							
Lap	Seg.1	Seg.2	Seg.3	Seg.4	Lap Time	km/h	Local Time
1		25.116	29.453	24.294		207,3	
2	28.253	24.368	28.548	22.892	1'44.061	208,1	17:08'50.964
3	27.622	24.496	28.593	22.726	1'43.437	205,7	17:10'34.401
4	27.456	24.032	28.559	22.734	1'42.781	208,9	17:12'17.182
5	27.272	23.882	28.430	41.570	2'01.154	209,3	17:14'18.336
6	29.501	25.720	28.954	23.127	1'47.302	203,0	17:16'05.638
7	27.618	24.499	28.676	22.891	1'43.684	204,2	17:17'49.322
8	27.595	24.389				198,9	

28 M. QUILES (1'42.719)							
Lap	Seg.1	Seg.2	Seg.3	Seg.4	Lap Time	km/h	Local Time
1		25.511	29.445	23.215		203,4	
2	27.614	24.177	28.480	22.656	1'42.927	210,5	17:08'45.403
3	27.400	24.301	28.745	23.050	1'43.496	207,7	17:10'28.899
4	27.581	24.624	30.774	23.038	1'46.017	191,5	17:12'14.916
5	27.368	24.106	28.493	22.752	1'42.719	206,1	17:13'57.635
6	29.393	25.016	32.937	23.389	1'50.735	168,5	17:15'48.370
7	27.482	24.284	28.623	23.421	1'43.810C	205,7	17:17'32.180
8	32.136	24.493	30.612			201,9	

14 C. BUCHANAN (1'42.488)							
Lap	Seg.1	Seg.2	Seg.3	Seg.4	Lap Time	km/h	Local Time
1		25.598	29.589	23.611		206,5	
2	27.887	24.199	28.545	22.755	1'43.386	205,3	17:08'50.029
3	30.174	24.945	29.191	35.334	1'59.644P	203,8	17:10'49.673
4	3'27.149	25.080	28.971	22.818	4'44.018P	203,4	17:15'33.691
5	27.238	24.199	28.468	22.583	1'42.488	203,8	17:17'16.179
6	27.105	24.288	29.484			196,0	

54 J. RIOS (1'41.953)							
Lap	Seg.1	Seg.2	Seg.3	Seg.4	Lap Time	km/h	Local Time
1							
2	43.076	25.050	28.804	23.449	2'00.379P	204,2	17:07'04.048
3	27.524	23.998	28.324	22.455	1'42.301	208,9	17:08'46.349
4	27.364	23.980	28.193	22.472	1'42.009	211,8	17:10'28.358
5	28.364	25.539	30.293	23.491	1'47.687	197,4	17:12'16.045
6	27.305	23.956	28.260	22.432	1'41.953	206,9	17:13'57.998
7	29.340	24.990	30.435	24.121	1'48.886	198,2	17:15'46.884
8	28.234	24.992	29.521	22.811	1'45.558	202,6	17:17'32.442
9	28.013	24.754	29.671			203,4	

19 A. MOROSI (1'43.284)							
Lap	Seg.1	Seg.2	Seg.3	Seg.4	Lap Time	km/h	Local Time
1		25.102	29.233	23.150		203,0	
2	27.750	24.425	28.646	22.795	1'43.616	204,2	17:09'44.345
3	27.494	24.353	28.799	22.946	1'43.592C	204,5	17:11'27.937
4	27.664	24.307	28.596	22.868	1'43.435	203,0	17:13'11.372
5	27.653	24.440	28.686	22.871	1'43.650	203,4	17:14'55.022
6	27.492	24.390	28.642	22.760	1'43.284	204,2	17:16'38.306
7	28.598	24.676	29.019	23.049	1'45.342	203,0	17:18'23.648
8	28.929						

57 D. SHAHRIL (1'43.356)							
Lap	Seg.1	Seg.2	Seg.3	Seg.4	Lap Time	km/h	Local Time
1		25.169	29.564	24.764		208,9	
2	27.973	24.313	28.638	23.045	1'43.969	210,5	17:08'50.763
3	27.745	25.062	28.798	23.143	1'44.748	208,5	17:10'35.511
4	27.588	24.211	28.680	22.877	1'43.356	208,5	17:12'18.867
5	27.762	24.127	28.725	22.816	1'43.430	209,3	17:14'02.297
6	27.713	24.389	29.923	24.699	1'46.724	200,7	17:15'49.021
7	27.695	24.471	30.099	24.419	1'46.684	208,9	17:17'35.705
8	27.542	24.157	30.100			204,9	

21 R. MOODLEY (1'42.300)							
Lap	Seg.1	Seg.2	Seg.3	Seg.4	Lap Time	km/h	Local Time
1		24.709	28.763	25.069		206,1	
2	27.914	24.263	29.063	22.808	1'44.048	207,7	17:08'44.596
3	27.521	23.940	28.829	26.340	1'46.630	208,5	17:10'31.226
4	27.413	24.054	28.498	22.578	1'42.543	207,7	17:12'13.769

20/04/2024 P = Pits In/Out - C = Lap Time Cancelled

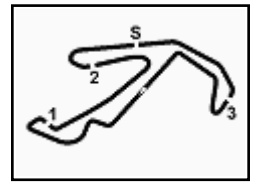


Powered by PERUGIA TIMING



HEADQUARTERS - Principe de Vergara, 183 - 28002 Madrid - Tel: +34 91 782 02 20

www.fimjuniorgp.com



FIM Junior GP World Championship 19-20-21 Aprile 2024

Junior GP - Analysis Qualifying 2

67 C. O'GORMAN (1'42.540)							
Lap	Seg.1	Seg.2	Seg.3	Seg.4	Lap Time	km/h	Local Time
1		24.934	28.807	24.550		208,1	
2	27.821	24.211	28.557	22.491	1'43.080	208,5	17:08'43.965
3	27.441	24.254	29.083	24.472	1'45.250	202,6	17:10'29.215
4	27.678	24.623	30.145	23.918	1'46.364C	188,8	17:12'15.579
5	27.288	24.213	28.442	22.597	1'42.540	205,7	17:13'58.119
6	27.822	25.500	31.903	24.352	1'49.577	184,6	17:15'47.696
7	27.591	24.686	30.227	23.590	1'46.094	201,9	17:17'33.790
8	27.740	24.019	29.891			195,7	

69 M. RUDA (1'43.049)							
Lap	Seg.1	Seg.2	Seg.3	Seg.4	Lap Time	km/h	Local Time
1		26.970	31.446	23.074		178,8	
2	27.664	24.317	28.335	23.083	1'43.399	212,2	17:10'29.352
3	27.758	24.157	28.524	22.761	1'43.200	206,5	17:12'12.552
4	27.496	24.209	28.524	22.820	1'43.049	205,7	17:13'55.601
5	29.172	26.173	33.163	25.394	1'53.902	175,6	17:15'49.503
6	27.724	24.222	30.211	23.696	1'45.853	212,6	17:17'35.356
7	27.637	24.209				188,8	

78 J. ROSENTHALER (1'43.089)							
Lap	Seg.1	Seg.2	Seg.3	Seg.4	Lap Time	km/h	Local Time
1		24.969	28.825	23.130		209,3	
2	27.607	24.213	28.469	22.859	1'43.148	211,8	17:08'47.007
3	27.591	24.279	28.451	22.768	1'43.089	211,4	17:10'30.096
4	27.571	24.376	30.762	23.549	1'46.258	183,7	17:12'16.354
5	27.781	24.093	28.376			208,1	

83 A. CARPE (1'43.041)							
Lap	Seg.1	Seg.2	Seg.3	Seg.4	Lap Time	km/h	Local Time
1		28.645	30.808	34.406		203,8	
2	3'29.505	30.679	36.214	24.328	5'00.726CP	201,9	17:12'18.753
3	27.571	24.346	28.613	22.884	1'43.414	206,1	17:14'02.167
4	27.419	24.343	29.105	27.017	1'47.884	208,9	17:15'50.051
5	27.317	24.143	28.728	22.853	1'43.041	211,8	17:17'33.092
6	28.028	26.100	31.702			191,2	

89 M. URIARTE (1'42.834)							
Lap	Seg.1	Seg.2	Seg.3	Seg.4	Lap Time	km/h	Local Time
1		25.510	29.620	23.950		207,3	
2	27.988	24.638	28.935	23.257	1'44.818	206,9	17:08'51.122
3	27.719	26.105	29.566	23.940	1'47.330	205,7	17:10'38.452
4	27.565	24.367	28.709	23.065	1'43.706	205,3	17:12'22.158
5	27.473	24.329	28.827	22.846	1'43.475C	204,5	17:14'05.633
6	27.357	24.228	28.892	25.465	1'45.942	207,3	17:15'51.575
7	27.358	24.201	28.553	22.722	1'42.834	206,5	17:17'34.409
8	27.665	25.180	30.485			205,3	

94 F. LLAMBIAS (1'43.307)							
Lap	Seg.1	Seg.2	Seg.3	Seg.4	Lap Time	km/h	Local Time
1		24.750	28.728	25.046		206,9	
2	27.894	24.255	28.766	22.856	1'43.771	205,3	17:08'44.472
3	27.407	24.393	28.899	23.596	1'44.295	210,1	17:10'28.767
4	28.226	24.839	30.206	23.443	1'46.714	204,2	17:12'15.481
5	27.244	24.447	28.711	22.905	1'43.307	209,3	17:13'58.788
6	27.617	25.244	31.931	24.300	1'49.092	186,9	17:15'47.880
7	27.844	24.890	29.879	23.436	1'46.049	206,5	17:17'33.929
8	29.957	24.762	30.497			204,9	

20/04/2024

P = Pits In/Out - C = Lap Time Cancelled



Powered by PERUGIA TIMING



HEADQUARTERS - Principe de Vergara, 183 - 28002 Madrid - Tel: +34 91 782 02 20

www.fimjuniorgp.com