

JUNIORGP

FIM JUNIORGP WORLD CHAMPIONSHIP | RACE 1 (16 Laps, 66,9 km.)

Revised

Classification

No	Rider	Nat	Team	Bike	Tires	Cl.	Laps	Total Time	Gap	Kph	Best Lap		
											Lap	Time	Kph
1	96 GUIDO PINI	ITA	SEVENTYTWO ARTBOX RACING TEAM	KTM	JuniorGP	16	27:55.846	-	143.7	10	1:43.881	144.9	
2	14 CORMAC BUCHANAN	NZE	AGR TEAM	KTM	JuniorGP	16	27:55.894	+0.048	143.7	4	1:43.929	144.9	
3	89 MARCOS URIARTE	SPA	CFMOTO ASPAR JUNIOR TEAM	CFMOTO	JuniorGP	16	27:55.912	+0.066	143.7	12	1:44.052	144.7	
4	51 BRIAN URIARTE	SPA	SEVENTY TWO ARTBOX RACING TEAM	KTM	JuniorGP	16	27:55.939	+0.093	143.7	8	1:43.949	144.8	
5	78 JAKOB ROSENTHALER	AUT	LIQUI MOLY HUSQVARNA INTACT GP JUNIOR TEAM	HUSQVARNA	JuniorGP	16	27:56.055	+0.209	143.7	10	1:43.856	145.0	
6	47 DODO BOGGIO	ITA	EAGLE-1	KTM	JuniorGP	16	27:56.084	+0.238	143.7	9	1:44.022	144.7	
7	54 JESÚS RIOS	SPA	MRE TALENT	KTM	JuniorGP	16	27:56.138	+0.292	143.7	10	1:43.519	145.4	
8	94 FACUNDO LLAMBIAS	URU	TEAM ESTRELLA GALICIA 0.0	HONDA	JuniorGP	16	27:56.282	+0.436	143.7	8	1:43.384	145.6	
9	5 LEO RAMMERSTORFER	AUT	LIQUI MOLY HUSQVARNA INTACT GP JUNIOR TEAM	HUSQVARNA	JuniorGP	16	27:56.579	+0.733	143.7	12	1:43.675	145.2	
10	19 ALESSANDRO MOROSI	ITA	CFMOTO ASPAR JUNIOR TEAM	CFMOTO	JuniorGP	16	27:56.640	+0.794	143.7	12	1:43.979	144.8	
11	4 MILAN PAWELEC	POL	STV LAGLISSE RACING	HUSQVARNA	JuniorGP	16	27:56.683	+0.837	143.7	12	1:43.984	144.8	
12	48 LENOXX PHOMMARA	SWI	MTA JUNIOR TEAM	KTM	JuniorGP	16	28:02.752	+6.906	143.1	6	1:44.064	144.7	
13	72 EDOARDO LIGUORI	ITA	AC RACING TEAM	KTM	JuniorGP	16	28:02.755	+6.909	143.1	10	1:44.040	144.7	
14	93 ARBI ADITAMA	INA	ASTRA HONDA RACING TEAM	HONDA	JuniorGP	16	28:05.009	+9.163	143.0	6	1:44.365	144.3	
15	25 LEONARDO ABRUZZO	ITA	MTA JUNIOR TEAM	KTM	JuniorGP	16	28:05.044	+9.198	143.0	7	1:44.086	144.6	
16	57 DANIAL SHAHRIL	MAL	ASIA TALENT TEAM	HONDA	JuniorGP	16	28:12.656	+16.810	142.3	6	1:44.714	143.8	
17	22 OWEN VAN TRIGT	NED	AGR TEAM	KTM	JuniorGP	16	28:12.972	+17.126	142.3	15	1:44.934	143.5	
18	52 EVAN BELFORD	GBR	BRITISH TALENT TEAM - MLAV RACING	HONDA	JuniorGP	16	28:12.990	+17.144	142.3	6	1:44.405	144.2	
19	34 CESARE TIEZZI	ITA	EAGLE-1	KTM	JuniorGP	16	28:13.137	+17.291	142.3	14	1:44.650	143.9	
20	29 KEVIN FARKAS	HUN	AC RACING TEAM	KTM	JuniorGP	16	28:13.502	+17.656	142.2	13	1:45.022	143.4	
21	20 JAKKREEPHAT PHUETTISAN	THA	HONDA RACING THAILAND	HONDA	JuniorGP	16	28:13.949	+18.103	142.2	14	1:44.901	143.5	
22	92 LUCAS BROWN	GBR	BRITISH TALENT TEAM - MLAV RACING	HONDA	JuniorGP	16	28:16.754	+20.908	142.0	11	1:44.781	143.7	
23	91 KOTARO UCHIUMI	JPN	MTA JUNIOR TEAM	KTM	JuniorGP	16	28:18.200	+22.354	141.8	7	1:45.068	143.3	
24	37 FARISH HAFIY	MAL	SIC RACING - MSI	KTM	JuniorGP	16	28:40.689	+44.843	140.0	4	1:46.312	141.6	
25	56 AMON ODAKI	JPN	ASIA TALENT TEAM	HONDA	JuniorGP	16	28:41.927	+46.081	139.9	4	1:43.857	145.0	
26	41 AOI UEZU	JPN	MTA JUNIOR TEAM	KTM	JuniorGP	16	29:09.121	+1:13.275	137.7	2	1:47.725	139.8	
27	2 LORIS SCHÖNROCK	GER	F. KOCH RENNSPORT	KTM	JuniorGP	16	29:30.931	+1:35.085	136.0	8	1:49.488	137.5	
Not classified													
27	RICO SALMELA	FIN	LIQUI MOLY HUSQVARNA INTACT GP JUNIOR TEAM	HUSQVARNA	JuniorGP	7	12:49.280			4	1:44.074	144.7	
Retired													
83	ÁLVARO CARPE	SPA	STV LAGLISSE RACING	HUSQVARNA	JuniorGP	10	17:28.381			6	1:44.147	144.6	
67	CASEY JAMES O'GORMAN	IRL	TEAM ESTRELLA GALICIA 0.0	HONDA	JuniorGP	10	17:28.739			9	1:43.926	144.9	
11	ADRIÁN CRUCES	SPA	FINETWORK TEAM	KTM	JuniorGP	7	12:16.041			4	1:44.029	144.7	
28	MÁXIMO QUILES	SPA	TEAM ESTRELLA GALICIA 0.0	HONDA	JuniorGP	3	5:18.771			3	1:44.530	144.0	

Pole Position:

ÁLVARO CARPE

Fastest Lap:

Lap8



FACUNDO LLAMBIAS

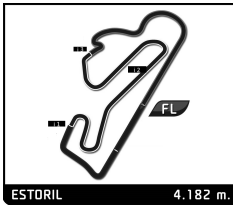
1:43.384

145.6 Kph

Published at: 11:50

Track Status: **DRY**

Clerk of the Course:: João Pedro Lima 	Timekeeper Jorge Pinto 
--	---

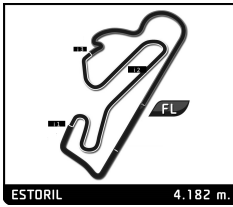


JUNIORGP FIM JUNIORGP WORLD CHAMPIONSHIP ESTORIL II 2024 RACE 1

Revised

Sector Analysis

— Invalidated Lap							■ Personal Best							■ Session Best							B Crossing the pit lane										
Lap	Time	Sector 1	Sector 2	Sector 3	Sector 4	T.Spd	Lap	Time	Sector 1	Sector 2	Sector 3	Sector 4	T.Spd	Lap	Time	Sector 1	Sector 2	Sector 3	Sector 4	T.Spd	Lap	Time	Sector 1	Sector 2	Sector 3	Sector 4	T.Spd				
96	GUIDO PINI						ITA	51	BRIAN URIARTE						SPA	14	CORMAC BUCHANAN						NZE	78	JAKOB ROSENTHALER						AUT
	SEVENTYTWO ARTBOX RACING TE						KTM		SEVENTY TWO ARTBOX RACING TI						KTM		AGR TEAM						KTM		LIQUI MOLY HUSQVARNA INTACT C						HUSQVARNA
1	1:49.286	25.414	26.645	24.219	33.008	156.7	1	1:49.030	25.058	26.791	24.288	32.893	155.4	1	1:49.594	25.802	26.601	24.299	32.892	159.7	1	1:50.202	26.155	26.806	24.259	32.982	157.4				
2	1:44.305	20.851	26.757	23.951	32.746	250.9	2	1:44.484	20.880	26.646	24.093	32.865	242.6	2	1:44.665	21.069	26.574	24.073	32.949	249.8	2	1:44.408	20.858	26.544	24.030	32.976	254.4				
3	1:44.913	20.936	26.671	24.396	32.910	244.3	3	1:44.804	20.900	26.669	24.308	32.927	243.2	3	1:44.802	21.066	26.448	24.299	32.989	247.6	3	1:44.614	20.936	26.712	24.127	32.839	253.8				
4	1:44.205	20.756	26.515	24.139	32.795	250.9	4	1:44.338	20.751	26.597	24.107	32.883	242.1	4	1:43.929	20.982	26.601	23.685	32.661	249.8	4	1:44.223	21.088	26.481	24.087	32.567	256.8				
5	1:44.540	20.891	26.867	24.046	32.736	246.4	5	1:44.422	21.199	26.528	24.027	32.668	240.0	5	1:44.327	20.978	26.614	24.062	32.673	250.9	5	1:45.106	20.836	26.676	24.912	32.682	251.5				
6	1:44.325	20.959	26.454	23.974	32.938	250.4	6	1:44.261	20.688	26.570	23.986	33.017	246.4	6	1:44.492	21.027	26.479	24.156	32.830	253.2	6	1:44.333	20.881	26.679	23.857	32.916	248.7				
7	1:44.503	20.881	27.011	24.039	32.572	247.6	7	1:44.523	20.919	26.811	24.027	32.766	241.6	7	1:44.167	20.729	26.691	23.979	32.768	250.9	7	1:43.897	21.023	26.406	23.819	32.649	253.2				
8	1:44.235	20.990	26.368	24.418	32.459	245.9	8	1:43.949	20.634	26.538	23.846	32.931	249.8	8	1:43.957	20.810	26.526	23.917	32.704	248.7	8	1:43.893	20.857	26.390	24.076	32.570	248.7				
9	1:43.908	20.791	26.447	23.973	32.697	248.1	9	1:44.224	20.850	26.471	23.958	32.945	242.1	9	1:44.213	20.865	26.602	24.023	32.723	244.3	9	1:43.881	20.970	26.451	23.890	32.570	251.5				
10	1:43.881	20.600	26.581	23.951	32.749	252.1	10	1:44.022	20.696	26.550	23.883	32.893	244.3	10	1:44.000	20.773	26.558	23.967	32.702	245.9	10	1:43.856	20.856	26.485	23.932	32.583	253.8				
11	1:44.694	20.941	26.609	24.147	32.997	244.3	11	1:44.946	20.836	26.662	24.502	32.946	245.3	11	1:44.849	20.769	26.639	24.627	32.814	245.9	11	1:44.652	20.915	26.590	24.242	32.905	248.7				
12	1:44.522	20.872	26.653	24.093	32.904	241.6	12	1:44.698	21.021	26.364	24.361	32.952	241.1	12	1:44.590	20.900	26.488	24.301	32.901	242.6	12	1:44.671	21.054	26.633	24.086	32.898	248.1				
13	1:44.654	20.840	26.669	24.139	33.006	241.6	13	1:44.435	20.989	26.403	24.137	32.906	249.8	13	1:44.425	20.743	26.542	24.306	32.834	250.4	13	1:44.217	20.723	26.516	24.085	32.893	254.4				
14	1:44.515	20.860	26.493	24.047	33.115	243.7	14	1:45.181	21.786	26.509	24.071	32.815	252.7	14	1:44.539	20.711	26.641	24.276	32.911	245.9	14	1:44.632	20.964	26.480	24.350	32.838	237.4				
15	1:44.738	20.817	26.717	24.059	33.145	243.7	15	1:44.341	20.872	26.556	23.941	32.972	252.7	15	1:44.730	20.993	26.685	24.082	32.970	242.6	15	1:44.699	21.061	26.832	23.943	32.863	243.2				
16	1:44.622	20.846	26.654	23.923	33.199	241.1	16	1:44.281	21.119	26.276	24.015	32.871	252.1	16	1:44.615	21.208	26.480	24.246	32.681	237.4	16	1:44.771	21.380	26.650	24.074	32.667	241.1				
89	MARCOS URIARTE						SPA	47	DODO BOGGIO						ITA																
	CFMOTO ASPAR JUNIOR TEAM						CFMOTO		EAGLE-1						KTM																
1	1:49.421	25.603	26.616	24.337	32.865	162.2	1	1:49.969	26.137	26.676	24.229	32.927	162.7	1	1:49.421	25.603	26.616	24.337	32.865	162.2	1	1:49.969	26.137	26.676	24.229	32.927	162.7				
2	1:44.650	20.896	26.630	24.158	32.966	248.7	2	1:44.866	21.164	26.783	23.968	32.951	246.4	2	1:44.650	20.896	26.630	24.158	32.966	248.7	2	1:44.866	21.164	26.783	23.968	32.951	246.4				
3	1:44.393	20.628	26.544	24.295	32.926	249.8	3	1:44.938	20.982	26.655	24.059	33.242	249.2	3	1:44.393	20.628	26.544	24.295	32.926	249.8	3	1:44.938	20.982	26.655	24.059	33.242	249.2				
4	1:44.270	20.729	26.549	24.206	32.786	248.1	4	1:44.362	21.158	26.452	23.867	32.885	244.8	4	1:44.270	20.729	26.549	24.206	32.786	248.1	4	1:44.362	21.158	26.452	23.867	32.885	244.8				
5	1:44.322	20.791	26.607	24.043	32.881	248.1	5	1:44.091	20.935	26.513	24.017	32.626	246.4	5	1:44.322	20.791	26.607	24.043	32.881	248.1	5	1:44.091	20.935	26.513	24.017	32.626	246.4				
6	1:44.488	20.851	26.557	23.990	33.090	243.7	6	1:44.100	20.874	26.468	23.852	32.906	245.3	6	1:44.488	20.851	26.557	23.990	33.090	243.7	6	1:44.100	20.874	26.468	23.852	32.906	245.3				
7	1:44.199	20.822	26.619	23.851	32.907	249.2	7	1:44.057	20.698	26.637	24.073	32.649	248.1	7	1:44.199	20.822	26.619	23.851	32.907	249.2	7	1:44.057	20.698	26.637	24.073	32.649	248.1				
8	1:44.127	20.860	26.606	23.888	32.773	242.6	8	1:44.095	20.889	26.574	24.145	32.487	249.8	8	1:44.127	20.860	26.606	23.888	32.773	242.6	8	1:44.095	20.889	26.574	24.145	32.487	249.8				
9	1:44.245	21.129	26.421	23.860	32.835	241.6	9	1:44.022	20.905	26.564	23.893	32.660	248.1	9	1:44.245	21.129	26.421	23.860	32.835	241.6	9	1:44.022	20.905	26.564	23.893	32.660	248.1				
10	1:44.964	20.948	26.544	24.530	32.942	244.3	10	1:44.686	21.007	26.630	24.203	32.846	247.6	10	1:44.964	20.948	26.544	24.530	32.942	244.3	10	1:44.686	21.007	26.630	24.203	32.846	247.6				
11	1:44.680	20.765	26.514	24.220	33.181	249.8	11	1:44.681	20.848	26.491	24.162	33.180	248.7	11	1:44.680	20.765	26.514	24.220	33.181	249.8	11	1:44.681	20.848	26.491	24.162	33.180	248.7				
12	1:44.052	20.759	26.431	24.003	32.859	248.1	12	1:44.065	20.877	26.536	23.902	32.750	247.0	12	1:44.052	20.759	26.431	24.003	32.859	248.1	12	1:44.065	20.877	26.536	23.902	32.750	247.0				
13	1:44.430	20.974	26.519	24.083	32.854	249.2	13	1:44.416	20.914	26.684	24.002	32.816	249.8	13	1:44.430	20.974	26.519	24.083	32.854	249.2	13	1:44.416	20.914	26.684	24.002	32.816	249.8				
14	1:44.393	20.842	26.595	24.139	32.817	247.6	14	1:44.395	20.933	26.640	24.036	32.786	251.5	14	1:44.393	20.842	26.595	24.139	32.817	247.6	14	1:44.395	20.933	26.640	24.036	32.786	251.5				
15	1:44.570	20.723	26.704	24.052	33.091	250.4	15	1:44.500	20.861	26.548	24.069	33.022	252.1	15	1:44.570	20.723	26.704	24.052	33.091	250.4	15	1:44.500	20.861	26.548	24.069	33.022	252.1				
16	1:44.708	21.167	26.496	23.974	33.071	240.5	16	1:44.841	21.041	26.604	24.051	33.145	239.5	16	1:44.708	21.167	26.496	23.974	33.071	240.5	16	1:44.841	21.041	26.604	24.051	33.145	239.5				



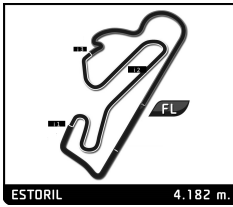
JUNIORGP FIM JUNIORGP WORLD CHAMPIONSHIP ESTORIL II 2024 RACE 1

Revised

Sector Analysis

— Invalidated Lap ■ Personal Best ■ Session Best B Crossing the pit lane

Lap	Time	Sector 1	Sector 2	Sector 3	Sector 4	T.Sp	Lap	Time	Sector 1	Sector 2	Sector 3	Sector 4	T.Sp
54	JESÚS RIOS					SPA							
	MRE TALENT					KTM							
1	1:51.236	27.518	27.075	24.052	32.591	183.0	1	1:51.984	27.037	27.423	24.644	32.880	159.7
2	1:43.651	20.801	26.385	23.850	32.615	248.7	2	1:44.471	20.916	26.752	24.019	32.784	246.4
3	1:44.185	20.715	26.449	24.084	32.937	247.0	3	1:44.548	21.081	26.658	23.954	32.855	248.7
4	1:44.128	20.810	26.697	23.872	32.749	248.1	4	1:44.671	20.954	26.582	23.952	33.183	249.2
5	1:44.630	20.903	26.694	24.010	33.023	248.1	5	1:44.191	20.993	26.662	23.885	32.651	240.0
6	1:44.435	20.993	26.429	23.897	33.116	242.6	6	1:43.987	20.879	26.634	23.836	32.638	245.9
7	1:44.572	21.343	26.393	23.903	32.933	246.4	7	1:44.437	21.034	26.606	23.763	33.034	245.9
8	1:44.414	20.885	26.513	24.069	32.947	247.0	8	1:44.616	20.924	26.837	23.941	32.914	248.1
9	1:43.792	20.917	26.521	23.770	32.584	241.1	9	1:44.596	21.127	26.706	23.987	32.776	237.4
10	1:43.519	20.857	26.272	23.854	32.536	243.7	10	1:44.355	20.739	26.853	23.923	32.840	249.2
11	1:44.679	20.921	26.557	24.231	32.970	246.4	11	1:44.088	20.836	26.684	23.818	32.750	246.4
12	1:44.167	20.959	26.405	23.997	32.806	247.6	12	1:43.979	20.827	26.669	23.839	32.644	242.1
13	1:44.629	20.776	26.681	24.235	32.937	241.1	13	1:44.418	20.855	26.764	23.928	32.871	241.1
14	1:44.539	21.093	26.448	23.970	33.028	237.4	14	1:44.053	20.871	26.609	23.875	32.698	242.1
15	1:44.815	21.126	26.871	24.040	32.778	239.0	15	1:44.126	20.747	26.627	23.879	32.873	242.6
16	1:44.747	20.812	26.632	23.919	33.384	246.4	16	1:44.120	20.722	26.630	24.010	32.758	244.3
19	ALESSANDRO MOROSI					ITA							
	CFMOTO ASPAR JUNIOR TEAM					CFMOTO							
1	1:51.984	27.037	27.423	24.644	32.880	159.7	1	1:51.984	27.037	27.423	24.644	32.880	159.7
2	1:44.471	20.916	26.752	24.019	32.784	246.4	2	1:44.471	20.916	26.752	24.019	32.784	246.4
3	1:44.548	21.081	26.658	23.954	32.855	248.7	3	1:44.548	21.081	26.658	23.954	32.855	248.7
4	1:44.671	20.954	26.582	23.952	33.183	249.2	4	1:44.671	20.954	26.582	23.952	33.183	249.2
5	1:44.191	20.993	26.662	23.885	32.651	240.0	5	1:44.191	20.993	26.662	23.885	32.651	240.0
6	1:43.987	20.879	26.634	23.836	32.638	245.9	6	1:43.987	20.879	26.634	23.836	32.638	245.9
7	1:44.437	21.034	26.606	23.763	33.034	245.9	7	1:44.437	21.034	26.606	23.763	33.034	245.9
8	1:44.616	20.924	26.837	23.941	32.914	248.1	8	1:44.616	20.924	26.837	23.941	32.914	248.1
9	1:44.596	21.127	26.706	23.987	32.776	237.4	9	1:44.596	21.127	26.706	23.987	32.776	237.4
10	1:44.355	20.739	26.853	23.923	32.840	249.2	10	1:44.355	20.739	26.853	23.923	32.840	249.2
11	1:44.088	20.836	26.684	23.818	32.750	246.4	11	1:44.088	20.836	26.684	23.818	32.750	246.4
12	1:43.979	20.827	26.669	23.839	32.644	242.1	12	1:43.979	20.827	26.669	23.839	32.644	242.1
13	1:44.418	20.855	26.764	23.928	32.871	241.1	13	1:44.418	20.855	26.764	23.928	32.871	241.1
14	1:44.053	20.871	26.609	23.875	32.698	242.1	14	1:44.053	20.871	26.609	23.875	32.698	242.1
15	1:44.126	20.747	26.627	23.879	32.873	242.6	15	1:44.126	20.747	26.627	23.879	32.873	242.6
16	1:44.120	20.722	26.630	24.010	32.758	244.3	16	1:44.120	20.722	26.630	24.010	32.758	244.3
94	FACUNDO LLAMBIAS					URU							
	TEAM ESTRELLA GALICIA 0.0					HONDA							
1	1:50.310	26.285	26.871	24.134	33.020	162.7	1	1:50.310	26.285	26.871	24.134	33.020	162.7
2	1:44.128	21.091	26.530	23.770	32.737	247.6	2	1:44.128	21.091	26.530	23.770	32.737	247.6
3	1:44.956	21.006	26.536	24.274	33.140	247.0	3	1:44.956	21.006	26.536	24.274	33.140	247.0
4	1:44.013	21.031	26.498	24.031	32.453	247.0	4	1:44.013	21.031	26.498	24.031	32.453	247.0
5	1:44.491	21.005	26.844	24.048	32.594	249.8	5	1:44.491	21.005	26.844	24.048	32.594	249.8
6	1:44.636	20.917	26.585	23.900	33.234	247.0	6	1:44.636	20.917	26.585	23.900	33.234	247.0
7	1:47.259	24.194	26.477	23.887	32.701	246.4	7	1:47.259	24.194	26.477	23.887	32.701	246.4
8	1:43.384	20.797	26.326	23.758	32.503	245.3	8	1:43.384	20.797	26.326	23.758	32.503	245.3
9	1:44.146	21.130	26.388	23.793	32.835	245.9	9	1:44.146	21.130	26.388	23.793	32.835	245.9
10	1:43.814	20.687	26.445	23.841	32.841	244.3	10	1:43.814	20.687	26.445	23.841	32.841	244.3
11	1:43.998	20.793	26.455	23.859	32.891	243.7	11	1:43.998	20.793	26.455	23.859	32.891	243.7
12	1:43.647	20.856	26.360	23.755	32.676	242.6	12	1:43.647	20.856	26.360	23.755	32.676	242.6
13	1:43.630	20.830	26.289	23.718	32.793	244.3	13	1:43.630	20.830	26.289	23.718	32.793	244.3
14	1:44.404	20.988	26.548	23.982	32.886	245.9	14	1:44.404	20.988	26.548	23.982	32.886	245.9
15	1:44.971	21.023	26.837	24.256	32.855	244.3	15	1:44.971	21.023	26.837	24.256	32.855	244.3
16	1:44.495	21.103	26.556	23.995	32.841	245.3	16	1:44.495	21.103	26.556	23.995	32.841	245.3
4	MILAN PAWELEC					POL							
	STV LAGLISSE RACING					HUSQVARNA							
1	1:52.116	27.198	27.380	24.702	32.836	170.5	1	1:52.116	27.198	27.380	24.702	32.836	170.5
2	1:44.412	21.136	26.620	24.052	32.604	242.6	2	1:44.412	21.136	26.620	24.052	32.604	242.6
3	1:44.597	21.301	26.460	24.350	32.486	240.5	3	1:44.597	21.301	26.460	24.350	32.486	240.5
4	1:44.613	21.056	26.442	24.179	32.936	241.1	4	1:44.613	21.056	26.442	24.179	32.936	241.1
5	1:44.160	21.259	26.544	23.910	32.447	239.0	5	1:44.160	21.259	26.544	23.910	32.447	239.0
6	1:44.036	21.208	26.519	23.870	32.439	240.0	6	1:44.036	21.208	26.519	23.870	32.439	240.0
7	1:44.447	21.080	26.525	23.936	32.906	239.0	7	1:44.447	21.080	26.525	23.936	32.906	239.0
8	1:44.553	21.004	26.732	24.033	32.784	241.1	8	1:44.553	21.004	26.732	24.033	32.784	241.1
9	1:44.447	20.966	26.569	23.948	32.964	237.4	9	1:44.447	20.966	26.569	23.948	32.964	237.4
10	1:44.523	21.111	26.713	24.084	32.615	243.2	10	1:44.523	21.111	26.713	24.084	32.615	243.2
11	1:44.305	20.900	26.602	24.210	32.593	239.0	11	1:44.305	20.900	26.602	24.210	32.593	239.0
12	1:43.984	20.960	26.428	23.946	32.650	241.1	12	1:43.984	20.960	26.428	23.946	32.650	241.1
13	1:44.176	20.956	26.430	24.079	32.711	243.2	13	1:44.176	20.956	26.430	24.079	32.711	243.2
14	1:44.057	21.015	26.527	24.009	32.506	240.0	14	1:44.057	21.015	26.527	24.009	32.506	240.0
15	1:44.117	20.973	26.436	24.078	32.630	239.5	15	1:44.117	20.973	26.436	24.078	32.630	239.5
16	1:44.140	20.977	26.409	24.252	32.502	239.0	16	1:44.140	20.977	26.409	24.252	32.502	239.0
5	LEO RAMMERSTORFER					AUT							
	LIQUI MOLY HUSQVARNA INTACT C					HUSQVARNA							
1	1:50.493	26.293	26.912	24.376	32.912	168.4	1	1:50.493	26.293	26.912	24.376	32.912	168.4
2	1:44.900	21.027	26.635	23.996	33.242	248.1	2	1:44.900	21.027	26.635	23.996	33.242	248.1
3	1:44.651	21.299	26.554	24.100	32.698	248.1	3	1:44.651	21.299	26.554	24.100	32.698	248.1
4	1:45.892	21.030	26.857	24.253	33.752	246.4	4	1:45.892	21.030	26.857	24.253	33.752	246.4
5	1:44.811	21.413	26.527	24.021	32.850	234.4	5	1:44.811	21.413	26.527	24.021	32.850	234.4
6	1:44.058	20.974	26.377	23.912	32.795	244.3	6	1:44.058	20.974	26.377	23.912	32.795	244.3
7	1:43.803	20.923	26.										



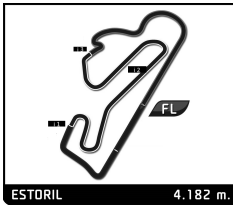
JUNIORGP FIM JUNIORGP WORLD CHAMPIONSHIP ESTORIL II 2024 RACE 1

Revised

Sector Analysis

— Invalidated Lap ■ Personal Best ■ Session Best B Crossing the pit lane

Lap	Time	Sector 1	Sector 2	Sector 3	Sector 4	T.Sp	Lap	Time	Sector 1	Sector 2	Sector 3	Sector 4	T.Sp
34	CESARE TIEZZI					ITA	92	LUCAS BROWN					GBR
	EAGLE-1					KTM		BRITISH TALENT TEAM - MLAV RAC					HONDA
1	1:53.713	27.553	27.489	25.221	33.450	175.4	1	1:54.651	28.080	27.630	25.231	33.710	176.8
2	1:45.971	21.173	26.841	24.678	33.279	247.6	2	1:46.018	21.336	26.999	24.463	33.220	243.2
3	1:46.901	21.328	27.270	24.818	33.485	249.2	3	1:46.051	21.123	27.005	24.590	33.333	243.2
4	1:45.674	20.929	26.931	24.484	33.330	247.6	4	1:45.773	21.101	26.858	24.373	33.441	243.2
5	1:45.511	20.921	26.753	24.637	33.200	248.7	5	1:45.380	21.145	26.785	24.326	33.124	243.7
6	1:44.933	20.938	26.670	24.235	33.090	245.3	6	1:44.890	21.067	26.715	24.226	32.882	243.7
7	1:45.160	21.208	26.781	24.177	32.994	244.8	7	1:45.239	21.260	26.809	24.217	32.953	244.3
8	1:45.179	20.939	26.739	24.447	33.054	244.3	8	1:45.175	20.985	26.738	24.419	33.033	243.7
9	1:45.357	21.096	26.815	24.320	33.126	245.3	9	1:45.328	21.050	26.893	24.381	33.004	243.7
10	1:45.219	20.979	26.741	24.391	33.108	243.7	10	1:45.197	20.986	26.786	24.417	33.008	244.8
11	1:44.653	20.859	26.578	24.187	33.029	245.3	11	1:44.781	20.935	26.759	24.183	32.904	244.8
12	1:45.011	20.943	26.755	24.334	32.979	248.7	12	1:45.130	21.048	26.788	24.324	32.970	243.7
13	1:45.159	20.964	26.726	24.153	33.316	247.0	13	1:45.146	20.969	26.915	24.222	33.040	243.2
14	1:44.650	20.835	26.633	24.201	32.981	245.9	14	1:45.232	21.020	26.903	24.249	33.060	243.7
15	1:45.186	21.159	26.794	24.131	33.102	248.7	15	1:46.311	21.127	27.052	24.342	33.790	242.6
16	1:44.860	20.857	26.738	24.323	32.942	243.2	16	1:46.452	21.267	27.077	24.537	33.571	237.4
29	KEVIN FARKAS					HUN	91	KOTARO UCHIUMI					JPN
	AC RACING TEAM					KTM		MTA JUNIOR TEAM					KTM
1	1:53.907	27.747	27.494	25.273	33.393	177.4	1	1:54.674	27.346	27.533	26.136	33.659	178.5
2	1:45.540	21.216	26.605	24.432	33.287	247.0	2	1:46.084	21.212	27.198	24.525	33.149	245.9
3	1:45.660	21.188	26.745	24.422	33.305	247.6	3	1:46.021	21.239	26.883	24.680	33.219	246.4
4	1:45.343	20.889	26.799	24.414	33.241	242.1	4	1:45.774	21.168	26.853	24.460	33.293	245.9
5	1:45.194	20.910	26.759	24.230	33.295	244.3	5	1:45.338	21.220	26.864	24.298	32.956	249.2
6	1:45.212	21.244	26.726	24.210	33.032	244.3	6	1:45.164	21.281	26.649	24.243	32.991	242.1
7	1:45.381	21.136	26.763	24.253	33.229	245.3	7	1:45.068	21.301	26.653	24.235	32.879	243.2
8	1:45.506	20.989	26.918	24.315	33.284	241.6	8	1:45.245	21.100	26.752	24.349	33.044	244.8
9	1:45.603	21.444	26.925	24.282	32.952	244.3	9	1:45.215	21.135	26.708	24.465	32.907	244.8
10	1:45.128	21.118	26.688	24.294	33.028	247.0	10	1:45.255	21.152	26.634	24.510	32.959	248.1
11	1:45.273	20.919	26.661	24.339	33.354	246.4	11	1:45.126	21.095	26.645	24.257	33.129	245.9
12	1:45.053	20.998	26.668	24.316	33.071	245.3	12	1:45.185	21.042	26.609	24.339	33.195	242.1
13	1:45.022	21.047	26.698	24.218	33.059	246.4	13	1:45.297	21.028	26.714	24.305	33.250	241.6
14	1:45.113	21.064	26.810	24.294	32.945	247.0	14	1:45.862	21.177	26.828	24.358	33.499	240.5
15	1:45.543	21.179	26.718	24.234	33.412	243.2	15	1:46.244	21.275	26.996	24.345	33.628	237.9
16	1:45.024	21.044	26.615	24.274	33.091	246.4	16	1:46.648	21.400	27.165	24.450	33.633	237.4
20	JAKKREEPHAT PHUETTISAN					THA	37	FARISH HAFIY					MAL
	HONDA RACING THAILAND					HONDA		SIC RACING - MSI					KTM
1	1:53.899	27.822	27.273	25.292	33.512	177.1	1	1:53.057	26.873	27.428	25.421	33.335	176.5
2	1:45.992	21.167	27.005	24.618	33.202	248.1	2	1:46.353	21.270	27.101	24.662	33.320	246.4
3	1:46.059	21.284	27.049	24.697	33.029	249.8	3	1:46.501	21.474	27.198	24.685	33.144	245.3
4	1:45.067	20.890	26.835	24.303	33.039	248.7	4	1:46.312	21.186	26.945	24.634	33.547	247.0
5	1:45.172	21.008	26.683	24.336	33.145	248.7	5	1:48.122	22.257	27.342	24.895	33.628	247.0
6	1:45.155	20.987	26.686	24.274	33.208	247.0	6	1:47.334	21.374	27.326	24.842	33.792	244.8
7	1:45.349	21.115	26.695	24.380	33.159	247.0	7	1:47.524	21.612	27.143	24.922	33.847	242.6
8	1:45.355	20.989	26.714	24.425	33.227	245.9	8	1:47.304	21.404	27.215	24.949	33.736	242.1
9	1:45.655	21.375	26.771	24.440	33.069	245.9	9	1:47.091	21.316	27.371	24.792	33.612	243.2
10	1:45.232	21.059	26.771	24.287	33.115	247.0	10	1:47.624	21.827	27.221	24.804	33.772	244.3
11	1:45.060	20.884	26.719	24.407	33.050	248.1	11	1:46.941	21.311	27.157	24.714	33.759	241.1
12	1:45.164	20.993	26.721	24.339	33.111	246.4	12	1:47.668	21.413	27.232	24.992	34.031	240.5
13	1:45.430	20.897	26.724	24.240	33.569	247.0	13	1:47.393	21.349	27.353	24.932	33.759	239.5
14	1:44.901	21.015	26.629	24.210	33.047	248.1	14	1:47.206	21.419	27.187	24.873	33.727	241.1
15	1:45.372	21.028	26.747	24.263	33.334	248.1	15	1:47.115	21.218	27.272	24.935	33.690	241.1
16	1:45.087	20.988	26.622	24.276	33.201	246.4	16	1:47.144	21.340	27.263	24.875	33.666	240.5



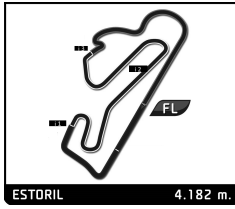
JUNIORGP FIM JUNIORGP WORLD CHAMPIONSHIP ESTORIL II 2024 RACE 1

Revised

Sector Analysis

— Invalidated Lap ■ Personal Best ■ Session Best B Crossing the pit lane

Lap	Time	Sector 1	Sector 2	Sector 3	Sector 4	T.Spd	Lap	Time	Sector 1	Sector 2	Sector 3	Sector 4	T.Spd							
56	AMON ODAKI						JPN	27	RICO SALMELA						FIN					
	ASIA TALENT TEAM						HONDA		LIQUI MOLY HUSQVARNA INTACT C						HUSQVARNA					
1	1:50.908	26.531	26.980	24.508	32.889	165.2	1	1:50.159	26.026	26.707	24.215	33.211	166.4							
2	1:44.551	21.131	26.535	24.184	32.701	247.6	2	1:45.376	21.096	27.613	23.995	32.672	250.4							
3	1:44.831	21.484	26.427	24.156	32.764	247.6	3	1:44.253	20.931	26.510	23.945	32.867	250.9							
4	1:43.857	20.887	26.468	24.054	32.448	247.0	4	1:44.074	20.855	26.516	23.965	32.738	251.5							
5	1:44.428	21.076	26.397	24.113	32.842	246.4	5	1:44.396	20.747	26.725	24.078	32.846	249.8							
6	1:44.126	20.809	26.479	23.878	32.960	244.8	6	1:44.103	20.796	26.694	23.799	32.814	250.9							
7	2:03.300	35.997	29.005	24.751	33.547	248.1	7	2:16.919 B	37.697	30.004	25.975	43.243	249.2							
8	1:46.557	21.557	26.957	24.650	33.393	237.9							83	ÁLVARO CARPE	SPA					
9	1:47.063	21.397	27.133	24.746	33.787	239.5		STV LAGLISSE RACING						HUSQVARNA						
10	1:51.131	21.677	27.340	28.046	34.068	236.9	1	1:49.111	24.972	26.858	24.165	33.116	153.9							
11	1:47.633	21.485	27.209	24.981	33.958	237.4	2	1:44.503	20.963	26.651	24.023	32.866	240.0							
12	1:47.897	21.729	27.200	24.889	34.079	235.9	3	1:45.027	21.021	26.660	24.394	32.952	247.6							
13	1:47.181	21.672	27.271	24.659	33.579	234.9	4	1:44.256	20.908	26.483	24.124	32.741	250.4							
14	1:46.513	21.433	26.993	24.628	33.459	236.4	5	1:44.453	20.748	26.781	24.283	32.641	252.7							
15	1:46.349	21.457	26.968	24.478	33.446	237.4	6	1:44.147	20.761	26.404	24.018	32.964	250.4							
16	1:45.602	21.273	26.946	24.278	33.105	235.9	7	1:44.215	20.767	26.658	23.832	32.958	250.4							
						JPN							8	1:44.155	20.969	26.506	23.860	32.820	240.0	
41	AOI UEZU						JPN							9	1:44.229	20.886	26.570	23.900	32.873	243.2
	MTA JUNIOR TEAM						KTM							10	1:44.285	21.073	26.575	23.978	32.659	242.6
1	1:55.700	28.496	27.764	25.299	34.141	174.9							67	CASEY JAMES O'GORMAN	IRL					
2	1:47.725	21.705	27.261	24.794	33.965	243.7		TEAM ESTRELLA GALICIA 0,0						HONDA						
3	1:47.851	21.617	27.319	24.947	33.968	240.0	1	1:49.474	25.709	26.964	24.104	32.697	157.8							
4	1:48.026	21.694	27.360	24.899	34.073	236.4	2	1:44.718	21.062	26.642	24.206	32.808	246.4							
5	1:48.492	21.974	27.414	25.002	34.102	235.9	3	1:44.775	20.768	26.499	24.492	33.016	245.9							
6	1:48.108	21.715	27.498	24.740	34.155	236.4	4	1:44.220	21.209	26.576	23.967	32.468	248.7							
7	1:48.875	22.082	27.474	25.069	34.250	235.4	5	1:44.748	21.012	26.709	24.340	32.687	248.7							
8	1:48.786	21.763	27.421	25.204	34.398	235.4	6	1:43.956	20.725	26.408	24.006	32.817	246.4							
9	1:48.749	21.932	27.634	25.114	34.069	233.9	7	1:44.409	20.949	26.693	24.085	32.682	244.8							
10	1:49.002	22.094	27.519	25.020	34.369	234.4	8	1:44.100	20.849	26.505	24.153	32.593	245.9							
11	1:49.477	21.792	27.667	25.072	34.946	233.9	9	1:43.926	20.873	26.493	23.956	32.604	248.1							
12	1:49.099	21.840	27.710	25.071	34.478	233.4	10	1:44.413	20.932	26.623	24.300	32.558	245.3							
13	1:50.266	22.099	27.985	25.614	34.568	232.9							11	ADRIÁN CRUCES	SPA					
14	1:49.581	21.979	27.897	25.233	34.472	233.4		FINETWORK TEAM						KTM						
15	1:49.858	21.923	28.012	25.369	34.554	232.9	1	1:49.379	25.518	26.671	24.268	32.922	158.5							
16	1:49.526	22.025	27.685	25.286	34.530	230.9	2	1:44.840	21.079	26.605	24.103	33.053	248.1							
						GER							3	1:44.524	21.010	26.421	24.219	32.874	248.1	
2	LORIS SCHÖNROCK						GER							4	1:44.029	20.877	26.299	24.132	32.721	247.0
	F. KOCH RENNSPORT						KTM							5	1:44.296	20.684	26.647	23.939	33.026	248.1
1	1:57.528	29.005	28.034	25.711	34.778	179.7	6	1:44.749	21.388	26.492	23.800	33.069	239.5							
2	1:50.791	22.423	28.266	25.408	34.694	234.4	7	1:44.224	20.937	26.679	23.911	32.697	248.7							
3	1:49.920	22.225	27.882	25.211	34.602	232.9							28	MÁXIMO QUILES	SPA					
4	1:49.993	21.868	28.172	25.384	34.569	230.5		TEAM ESTRELLA GALICIA 0,0						HONDA						
5	1:49.815	21.998	28.137	25.364	34.316	231.9	1	1:49.233	25.230	26.716	24.400	32.887	155.4							
6	1:50.446	21.952	28.261	25.725	34.508	230.0	2	1:45.008	20.744	26.778	24.236	33.250	246.4							
7	1:50.109	22.094	28.084	25.365	34.566	228.5	3	1:44.530	20.839	26.388	24.291	33.012	242.6							
8	1:49.488	21.994	27.940	25.303	34.251	230.5														
9	1:50.729	22.075	27.977	26.136	34.541	230.0														
10	1:50.463	22.124	28.131	25.335	34.873	228.5														
11	1:50.745	22.094	28.142	25.705	34.804	228.1														
12	1:50.584	22.000	28.115	25.471	34.998	228.5														
13	1:50.273	22.126	28.040	25.528	34.579	228.5														
14	1:50.093	22.028	27.989	25.246	34.830	230.0														
15	1:49.757	21.988	27.913	25.221	34.635	228.5														
16	1:50.197	22.059	27.947	25.394	34.797	228.1														

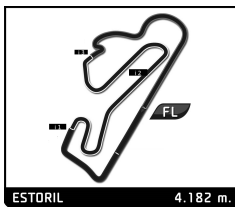


JUNIORGP FIM JUNIORGP WORLD CHAMPIONSHIP ESTORIL II 2024 RACE 1

Revised

Best Sector Times

Sector 1			Sector 2		Sector 3		Sector 4		Ideal Lap		Best Lap					
Pos	No	Rider	Time	No	Rider	Time	No	Rider	Time	Pos	No	Lap				
1	96	G.PINI	20.600	54	J.RIOS	26.272	14	C.BUCHANAN	23.685	4	M.PAWELEC	32.439	1	94	1:43.147	1:43.384 (1)
2	89	M.URIARTE	20.628	51	B.URIARTE	26.276	94	F.LLAMBIAS	23.718	56	A.ODAKI	32.448	2	54	1:43.293	1:43.519 (2)
3	51	B.URIARTE	20.634	94	F.LLAMBIAS	26.289	19	A.MOROSI	23.763	94	F.LLAMBIAS	32.453	3	96	1:43.350	1:43.881 (6)
4	11	A.CRUCES	20.684	11	A.CRUCES	26.299	54	J.RIOS	23.770	96	G.PINI	32.459	4	51	1:43.424	1:43.949 (9)
5	94	F.LLAMBIAS	20.687	5	L.RAMMERSTORFER	26.318	5	L.RAMMERSTORFER	23.772	67	C.JAMES O'GORMAN	32.468	5	11	1:43.480	1:44.029 (13)
6	47	D.BOGGIO	20.698	96	G.PINI	26.368	27	R.SALMELA	23.799	47	D.BOGGIO	32.487	6	5	1:43.484	1:43.675 (3)
7	14	C.BUCHANAN	20.711	28	M.QUILES	26.388	11	A.CRUCES	23.800	25	L.ABRUZZO	32.506	7	47	1:43.489	1:44.022 (12)
8	54	J.RIOS	20.715	78	J.ROSENTHALER	26.390	78	J.ROSENTHALER	23.819	54	J.RIOS	32.536	8	78	1:43.499	1:43.856 (4)
9	19	A.MOROSI	20.722	56	A.ODAKI	26.397	83	Á.CARPE	23.832	78	J.ROSENTHALER	32.567	9	14	1:43.505	1:43.929 (8)
10	78	J.ROSENTHALER	20.723	83	Á.CARPE	26.404	51	B.URIARTE	23.846	93	A.ADITAMA	32.630	10	56	1:43.532	1:43.857 (5)
11	67	C.JAMES O'GORMAN	20.725	67	C.JAMES O'GORMAN	26.408	89	M.URIARTE	23.851	52	E.BELFORD	32.638	11	67	1:43.557	1:43.926 (7)
12	5	L.RAMMERSTORFER	20.727	4	M.PAWELEC	26.409	47	D.BOGGIO	23.852	19	A.MOROSI	32.638	12	4	1:43.618	1:43.984 (11)
13	28	M.QUILES	20.744	89	M.URIARTE	26.421	4	M.PAWELEC	23.870	83	Á.CARPE	32.641	13	83	1:43.625	1:44.147 (19)
14	27	R.SALMELA	20.747	48	L.PHOMMARA	26.425	56	A.ODAKI	23.878	48	L.PHOMMARA	32.644	14	89	1:43.673	1:44.052 (15)
15	83	Á.CARPE	20.748	14	C.BUCHANAN	26.448	25	L.ABRUZZO	23.918	72	E.LIGUORI	32.654	15	19	1:43.705	1:43.979 (10)
16	48	L.PHOMMARA	20.750	47	D.BOGGIO	26.452	96	G.PINI	23.923	14	C.BUCHANAN	32.661	16	27	1:43.728	1:44.074 (17)
17	25	L.ABRUZZO	20.809	72	E.LIGUORI	26.486	72	E.LIGUORI	23.924	5	L.RAMMERSTORFER	32.667	17	48	1:43.749	1:44.064 (16)
18	56	A.ODAKI	20.809	27	R.SALMELA	26.510	48	L.PHOMMARA	23.930	51	B.URIARTE	32.668	18	25	1:43.825	1:44.086 (18)
19	34	C.TIEZZI	20.835	93	A.ADITAMA	26.516	67	C.JAMES O'GORMAN	23.956	27	R.SALMELA	32.672	19	72	1:43.981	1:44.040 (14)
20	52	E.BELFORD	20.870	34	C.TIEZZI	26.578	22	O.VAN TRIGT	24.025	11	A.CRUCES	32.697	20	93	1:44.107	1:44.365 (20)
21	20	J.PHUETTISAN	20.884	52	E.BELFORD	26.578	93	A.ADITAMA	24.059	89	M.URIARTE	32.773	21	52	1:44.237	1:44.405 (21)
22	29	K.FARKAS	20.889	19	A.MOROSI	26.582	57	D.SHAHRIL	24.081	57	D.SHAHRIL	32.776	22	28	1:44.255	1:44.530 (22)
23	4	M.PAWELEC	20.900	25	L.ABRUZZO	26.592	34	C.TIEZZI	24.131	91	K.UCHIUMI	32.879	23	34	1:44.486	1:44.650 (23)
24	93	A.ADITAMA	20.902	29	K.FARKAS	26.605	52	E.BELFORD	24.151	92	L.BROWN	32.882	24	57	1:44.526	1:44.714 (24)
25	72	E.LIGUORI	20.917	91	K.UCHIUMI	26.609	92	L.BROWN	24.183	28	M.QUILES	32.887	25	29	1:44.649	1:45.022 (28)
26	22	O.VAN TRIGT	20.927	20	J.PHUETTISAN	26.622	29	K.FARKAS	24.210	34	C.TIEZZI	32.942	26	22	1:44.692	1:44.934 (27)
27	92	L.BROWN	20.935	22	O.VAN TRIGT	26.625	20	J.PHUETTISAN	24.210	29	K.FARKAS	32.945	27	92	1:44.715	1:44.781 (25)
28	57	D.SHAHRIL	20.989	57	D.SHAHRIL	26.680	91	K.UCHIUMI	24.235	20	J.PHUETTISAN	33.029	28	20	1:44.745	1:44.901 (26)
29	91	K.UCHIUMI	21.028	92	L.BROWN	26.715	28	M.QUILES	24.236	22	O.VAN TRIGT	33.115	29	91	1:44.751	1:45.068 (29)
30	37	F.HAFIY	21.186	37	F.HAFIY	26.945	37	F.HAFIY	24.634	37	F.HAFIY	33.144	30	37	1:45.909	1:46.312 (30)
31	41	A.UEZU	21.617	41	A.UEZU	27.261	41	A.UEZU	24.740	41	A.UEZU	33.965	31	41	1:47.583	1:47.725 (31)
32	2	L.SCHÖNROCK	21.868	2	L.SCHÖNROCK	27.882	2	L.SCHÖNROCK	25.211	2	L.SCHÖNROCK	34.251	32	2	1:49.212	1:49.488 (32)



JUNIORGP

FIM JUNIORGP WORLD CHAMPIONSHIP ESTORIL II 2024 RACE 1

Revised

Lap Chart

No	Pos	Grid	Lap															
			1	2	3	4	5	6	7	8	9	10	11	12	13	14	15	16
83	1	83	51	51	51	51	89	51	83	51	51	51	96	96	78	96	89	96
51	2	51	83	96	89	96	11	83	89	83	83	96	14	54	96	14	96	14
28	3	28	28	83	96	89	51	89	51	89	89	14	51	14	14	54	47	89
96	4	96	96	89	83	11	96	96	14	14	14	83	78	51	54	78	14	51
78	5	78	11	67	11	83	14	14	11	96	96	78	54	78	51	89	78	78
11	6	11	89	11	28	14	83	11	96	67	67	54	89	89	89	47	54	47
67	7	67	67	28	67	67	54	67	67	47	47	67	47	47	47	94	51	54
14	8	14	14	14	14	54	94	54	47	78	78	89	94	94	94	5	94	94
89	9	89	47	94	54	94	67	47	78	54	54	47	5	5	5	51	5	5
47	10	47	27	78	78	78	47	27	54	19	94	94	19	19	19	19	19	19
19	11	19	78	47	94	27	27	94	93	4	4	5	4	4	4	4	4	4
94	12	94	94	54	47	47	78	56	19	94	19	19	48	48	48	72	72	48
56	13	56	5	5	27	56	56	78	4	5	5	4	25	72	72	48	48	72
27	14	27	93	93	93	93	93	93	5	93	93	48	72	93	93	25	93	93
72	15	72	56	56	5	48	19	19	48	48	48	93	93	25	25	93	25	25
5	16	5	72	27	56	72	4	4	94	25	25	25	57	57	57	57	57	57
25	17	25	54	72	72	19	5	5	72	72	72	72	22	52	22	52	22	22
52	18	52	48	48	48	4	48	48	25	57	57	57	52	22	52	22	52	52
93	19	93	19	19	19	5	72	72	57	29	22	22	29	29	29	29	34	34
48	20	48	4	4	4	25	25	25	29	22	52	52	20	20	34	34	29	29
57	21	57	25	57	57	57	57	57	22	20	29	29	34	34	20	20	20	20
4	22	4	57	25	25	29	29	29	20	52	20	20	92	92	92	92	92	92
37	23	37	37	37	29	22	22	22	52	34	34	34	91	91	91	91	91	91
34	24	34	34	29	22	20	20	20	34	92	92	92	37	37	37	37	37	37
22	25	22	20	34	37	37	52	52	92	91	91	91	56	56	56	56	56	56
29	26	29	29	22	20	34	34	34	91	37	37	37	41	41	41	41	41	41
20	27	20	52	20	52	52	92	92	37	56	56	56	2	2	2	2	2	2
91	28	91	22	52	34	92	91	91	56	41	41	41						
92	29	92	92	92	92	91	37	37	41	2	2	2						
41	30	41	91	91	91	41	41	41	27									
2	31	2	41	41	41	2	2	2										
54	32	54	2	2	2													



JUNIORGP

FIM JUNIORGP WORLD CHAMPIONSHIP ESTORIL II 2024

RACE 1 (16 Laps, 66,9 km.)

Starting Grid

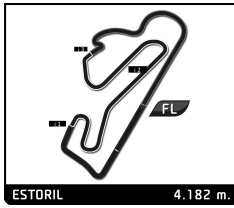
54 RIOS, JESÚS 32	2 SCHÖNROCK, LORIS 31	11	
41 UEZU, AOI 30	92 BROWN, LUCAS 29		
20 PHUETTISAN, JAKKRE 27	29 FARKAS, KEVIN 26	91 UCHIUMI, KOTARO 28	10
34 TIEZZI, CESARE 24	37 HAFIY, FARISH 23	22 VAN TRIGT, OWEN 25	9
57 SHAHRIL, DANIAL 21	48 PHOMMARA, LENOXX 20	4 PAWELEC, MILAN 22	8
52 BELFORD, EVAN 18	25 ABRUZZO, LEONARDO 17	93 ADITAMA, ARBI 19	7
72 LIGUORI, EDOARDO 15	27 SALMELA, RICO 14	5 RAMMERSTORFER, LEC 16	6
94 LLAMBIAS, FACUNDO 12	19 MOROSI, ALESSANDRI 11	56 ODAKI, AMON 13	5
89 URIARTE, MARCOS 9	14 BUCHANAN, CORMAC 8	47 BOGGIO, DODO 10	4
11 CRUCES, ADRIÁN 6	78 ROSENTHALER, JAKO 5	67 JAMES O'GORMAN, CA 7	3
28 QUILES, MÁXIMO 3	51 URIARTE, BRIAN 2	96 PINI, GUIDO 4	2
		83 CARPE, ÁLVARO 1	1

Pole

#54 - Back of the Grid

Clerk of the Course::
João Pedro Lima

Timekeeper
Jorge Pinto



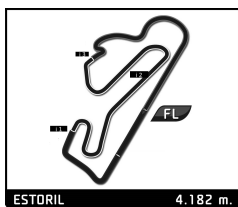
JUNIORGp

FIM JUNIORGp WORLD CHAMPIONSHIP ESTORIL II 2024 After RACE 1

Revised

Event maximum speed

No Rider	Team	Bike	Class	Top Speed	Lap	Session
78 JAKOB ROSENTHALER	LIQUI MOLY HUSQVARNA INTACT GP JUNIOR TEAM	HUSQVARNA	JuniorGP	256.8	4	RACE 1
14 CORMAC BUCHANAN	AGR TEAM	KTM	JuniorGP	253.2	6	RACE 1
51 BRIAN URIARTE	SEVENTY TWO ARTBOX RACING TEAM	KTM	JuniorGP	252.7	14	RACE 1
83 ÁLVARO CARPE	STV LAGLISSE RACING	HUSQVARNA	JuniorGP	252.7	5	RACE 1
47 DODO BOGGIO	EAGLE-1	KTM	JuniorGP	252.1	15	RACE 1
96 GUIDO PINI	SEVENTYTWO ARTBOX RACING TEAM	KTM	JuniorGP	252.1	10	RACE 1
27 RICO SALMELA	LIQUI MOLY HUSQVARNA INTACT GP JUNIOR TEAM	HUSQVARNA	JuniorGP	251.5	4	RACE 1
89 MARCOS URIARTE	CFMOTO ASPAR JUNIOR TEAM	CFMOTO	JuniorGP	250.4	3	PRACTICE
20 JAKKREEPHAT PHUETTISAN	HONDA RACING THAILAND	HONDA	JuniorGP	249.8	3	RACE 1
5 LEO RAMMERSTORFER	LIQUI MOLY HUSQVARNA INTACT GP JUNIOR TEAM	HUSQVARNA	JuniorGP	249.8	10	RACE 1
52 EVAN BELFORD	BRITISH TALENT TEAM - MLAV RACING	HONDA	JuniorGP	249.8	3	RACE 1
93 ARBI ADITAMA	ASTRA HONDA RACING TEAM	HONDA	JuniorGP	249.8	2	RACE 1
94 FACUNDO LLAMBIAS	TEAM ESTRELLA GALICIA 0,0	HONDA	JuniorGP	249.8	5	RACE 1
19 ALESSANDRO MOROSI	CFMOTO ASPAR JUNIOR TEAM	CFMOTO	JuniorGP	249.2	5	Q1
25 LEONARDO ABRUZZO	MTA JUNIOR TEAM	KTM	JuniorGP	249.2	8	RACE 1
34 CESARE TIEZZI	EAGLE-1	KTM	JuniorGP	249.2	3	RACE 1
48 LENOXX PHOMMARA	MTA JUNIOR TEAM	KTM	JuniorGP	249.2	7	RACE 1
91 KOTARO UCHIUMI	MTA JUNIOR TEAM	KTM	JuniorGP	249.2	5	RACE 1
11 ADRIÁN CRUCES	FINETWORK TEAM	KTM	JuniorGP	248.7	7	RACE 1
37 FARISH HAFIY	SIC RACING - MSI	KTM	JuniorGP	248.7	6	Q1
54 JESÚS RIOS	MRE TALENT	KTM	JuniorGP	248.7	2	RACE 1
67 CASEY JAMES O'GORMAN	TEAM ESTRELLA GALICIA 0,0	HONDA	JuniorGP	248.7	4	RACE 1
22 OWEN VAN TRIGT	AGR TEAM	KTM	JuniorGP	248.1	2	RACE 1
29 KEVIN FARKAS	AC RACING TEAM	KTM	JuniorGP	248.1	5	PRACTICE
56 AMON ODAKI	ASIA TALENT TEAM	HONDA	JuniorGP	248.1	6	Q1
57 DANIAL SHAHRIL	ASIA TALENT TEAM	HONDA	JuniorGP	247.0	7	PRACTICE
28 MÁXIMO QUILES	TEAM ESTRELLA GALICIA 0,0	HONDA	JuniorGP	246.4	2	RACE 1
92 LUCAS BROWN	BRITISH TALENT TEAM - MLAV RACING	HONDA	JuniorGP	244.8	10	RACE 1
41 AOI UEZU	MTA JUNIOR TEAM	KTM	JuniorGP	244.3	2	PRACTICE
4 MILAN PAWELEC	STV LAGLISSE RACING	HUSQVARNA	JuniorGP	243.2	10	RACE 1
72 EDOARDO LIGUORI	AC RACING TEAM	KTM	JuniorGP	243.2	5	PRACTICE
2 LORIS SCHÖNROCK	F. KOCH RENNSPORT	KTM	JuniorGP	239.5	5	FP2



JUNIORGP

FIM JUNIORGP WORLD CHAMPIONSHIP ESTORIL II 2024

RACE 1

Revised

Leader Sequence by Class

No	Rider	Team	Bike	Start Lap	End Lap	Laps	Total Laps
JuniorGP							
51	BRIAN URIARTE	SEVENTY TWO ARTBOX RACING TE/	KTM	1	4	4	4
89	MARCOS URIARTE	CFMOTO ASPAR JUNIOR TEAM	CFMOTO	5	5	1	1
51	BRIAN URIARTE	SEVENTY TWO ARTBOX RACING TE/	KTM	6	6	1	5
83	ÁLVARO CARPE	STV LAGLISSE RACING	HUSQVARNA	7	7	1	1
51	BRIAN URIARTE	SEVENTY TWO ARTBOX RACING TE/	KTM	8	10	3	8
96	GUIDO PINI	SEVENTYTWO ARTBOX RACING TEA	KTM	11	12	2	2
78	JAKOB ROSENTHALER	LIQUI MOLY HUSQVARNA INTACT GF	HUSQVARNA	13	13	1	1
96	GUIDO PINI	SEVENTYTWO ARTBOX RACING TEA	KTM	14	14	1	3
89	MARCOS URIARTE	CFMOTO ASPAR JUNIOR TEAM	CFMOTO	15	15	1	2
96	GUIDO PINI	SEVENTYTWO ARTBOX RACING TEA	KTM	16	16	1	4



ESTORIL 4.182 m.

JUNIORGP

FIM JUNIORGP WORLD CHAMPIONSHIP ESTORIL II 2024

RACE 1

Revised

Fastest Lap Sequence

Elapsed	No Rider	Team	Bike	Class	Time	Kph	Lap
3:33.514	51 BRIAN URIARTE	SEVENTY TWO ARTBOX RACING TEAM	KTM	JuniorGP	1:44.484	144.1	2
3:33.591	96 GUIDO PINI	SEVENTYTWO ARTBOX RACING TEAM	KTM	JuniorGP	1:44.305	144.3	2
3:34.438	94 FACUNDO LLAMBIAS	TEAM ESTRELLA GALICIA 0,0	HONDA	JuniorGP	1:44.128	144.6	2
3:34.887	54 JESÚS RIOS	MRE TALENT	KTM	JuniorGP	1:43.651	145.2	2
14:03.177	94 FACUNDO LLAMBIAS	TEAM ESTRELLA GALICIA 0,0	HONDA	JuniorGP	1:43.384	145.6	8



JUNIORGP

FIM JUNIORGP WORLD CHAMPIONSHIP ESTORIL II 2024

RACE 1

Revised

Best Top Speed

No Rider	Team	Class	Top 1		Top 2		Top 3		Top 4		Top 5		
			Kph	Lap	Kph	Lap	Kph	Lap	Kph	Lap	Kph	Lap	Avg
78 JAKOB ROSENTHALER	LIQUI MOLY HUSQVARNA INTACT GP JUNIOR TEAM	JuniorGP	256.8	4	254.4	13	254.4	2	253.8	10	253.8	3	254,6
14 CORMAC BUCHANAN	AGR TEAM	JuniorGP	253.2	6	250.9	7	250.9	5	250.4	13	249.8	4	251,0
51 BRIAN URIARTE	SEVENTY TWO ARTBOX RACING TEAM	JuniorGP	252.7	15	252.7	14	252.1	16	249.8	13	249.8	8	251,4
83 ÁLVARO CARPE	STV LAGLISSE RACING	JuniorGP	252.7	5	250.4	7	250.4	6	250.4	4	247.6	3	250,3
47 DODO BOGGIO	EAGLE-1	JuniorGP	252.1	15	251.5	14	249.8	13	249.8	8	249.2	3	250,5
96 GUIDO PINI	SEVENTYTWO ARTBOX RACING TEAM	JuniorGP	252.1	10	250.9	4	250.9	2	250.4	6	248.1	9	250,5
27 RICO SALMELA	LIQUI MOLY HUSQVARNA INTACT GP JUNIOR TEAM	JuniorGP	251.5	4	250.9	3	250.9	6	250.4	2	249.8	5	250,7
89 MARCOS URIARTE	CFMOTO ASPAR JUNIOR TEAM	JuniorGP	250.4	15	249.8	11	249.8	3	249.2	13	249.2	7	249,7
5 LEO RAMMERSTORFER	LIQUI MOLY HUSQVARNA INTACT GP JUNIOR TEAM	JuniorGP	249.8	10	248.7	14	248.1	3	248.1	2	247.6	15	248,5
20 JAKKREEPHAT PHUETTIS	HONDA RACING THAILAND	JuniorGP	249.8	3	248.7	5	248.7	4	248.1	15	248.1	14	248,7
52 EVAN BELFORD	BRITISH TALENT TEAM - MLAV RACING	JuniorGP	249.8	9	249.8	4	249.8	3	248.7	5	246.4	7	248,9
93 ARBI ADITAMA	ASTRA HONDA RACING TEAM	JuniorGP	249.8	5	249.8	2	249.2	10	249.2	4	249.2	3	249,4
94 FACUNDO LLAMBIAS	TEAM ESTRELLA GALICIA 0,0	JuniorGP	249.8	5	247.6	2	247.0	6	247.0	4	247.0	3	247,7
19 ALESSANDRO MOROSI	CFMOTO ASPAR JUNIOR TEAM	JuniorGP	249.2	10	249.2	4	248.7	3	248.1	8	246.4	11	248,3
25 LEONARDO ABRUZZO	MTA JUNIOR TEAM	JuniorGP	249.2	8	248.1	4	248.1	2	247.6	11	246.4	14	247,9
34 CESARE TIEZZI	EAGLE-1	JuniorGP	249.2	3	248.7	15	248.7	12	248.7	5	247.6	4	248,6
48 LENOX PHOMMARA	MTA JUNIOR TEAM	JuniorGP	249.2	7	248.7	4	248.7	3	248.7	2	247.6	10	248,6
91 KOTARO UCHIUMI	MTA JUNIOR TEAM	JuniorGP	249.2	5	248.1	10	246.4	3	245.9	11	245.9	4	247,1
11 ADRIÁN CRUCES	FINETWORK TEAM	JuniorGP	248.7	7	248.1	2	248.1	3	248.1	5	247.0	4	248,0
54 JESÚS RIOS	MRE TALENT	JuniorGP	248.7	2	248.1	5	248.1	4	247.6	12	247.0	8	247,9
67 CASEY JAMES O'GORMAN	TEAM ESTRELLA GALICIA 0,0	JuniorGP	248.7	5	248.7	4	248.1	9	246.4	6	246.4	2	247,7
22 OWEN VAN TRIGT	AGR TEAM	JuniorGP	248.1	5	248.1	2	246.4	8	245.9	9	245.3	3	246,8
56 AMON ODAKI	ASIA TALENT TEAM	JuniorGP	248.1	7	247.6	3	247.6	2	247.0	4	246.4	5	247,3
29 KEVIN FARKAS	AC RACING TEAM	JuniorGP	247.6	3	247.0	14	247.0	10	247.0	2	246.4	16	247,0
37 FARISH HAFIY	SIC RACING - MSI	JuniorGP	247.0	5	247.0	4	246.4	2	245.3	3	244.8	6	246,1
57 DANIAL SHAHRIL	ASIA TALENT TEAM	JuniorGP	247.0	5	246.4	6	246.4	2	245.9	4	245.3	3	246,2
28 MÁXIMO QUILES	TEAM ESTRELLA GALICIA 0,0	JuniorGP	246.4	2	242.6	3	155.4	1					214,8
92 LUCAS BROWN	BRITISH TALENT TEAM - MLAV RACING	JuniorGP	244.8	11	244.8	10	244.3	7	243.7	14	243.7	12	244,3
41 AOI UEZU	MTA JUNIOR TEAM	JuniorGP	243.7	2	240.0	3	236.4	6	236.4	4	235.9	5	238,5
4 MILAN PAWELEC	STV LAGLISSE RACING	JuniorGP	243.2	13	243.2	10	242.6	2	241.1	12	241.1	8	242,2
72 EDOARDO LIGUORI	AC RACING TEAM	JuniorGP	243.2	10	243.2	6	242.6	9	242.6	7	242.1	13	242,7
2 LORIS SCHÖNROCK	F. KOCH RENNSPORT	JuniorGP	234.4	2	232.9	3	231.9	5	230.5	8	230.5	4	232,0



JUNIORGP FIM JUNIORGP WORLD CHAMPIONSHIP ESTORIL II 2024 RACE 1

Revised

Analysis by lap

Lapped

No	Lap Time	Gap	No	Lap Time	Gap	No	Lap Time	Gap	No	Lap Time	Gap	No	Lap Time	Gap
48	1:44.343	4.128	5	1:43.680	2.364	47	1:44.416	0.395	78	1:44.699	0.080			
25	1:44.298	4.717	19	1:44.088	3.149	94	1:43.630	0.459	54	1:44.815	0.187			
72	1:44.369	5.308	4	1:44.305	3.414	5	1:43.977	0.858	51	1:44.341	0.454			
57	1:45.390	9.503	48	1:44.350	4.258	19	1:44.418	2.388	94	1:44.971	0.583			
22	1:45.255	13.026	25	1:44.945	5.336	4	1:44.176	2.416	5	1:44.850	0.784			
52	1:45.016	13.054	72	1:44.764	5.352	48	1:45.122	5.213	19	1:44.126	1.316			
29	1:45.603	13.311	93	1:45.199	5.541	72	1:44.538	5.253	4	1:44.117	1.339			
20	1:45.655	13.668	57	1:45.552	11.901	93	1:44.719	6.102	72	1:45.212	6.230			
34	1:45.357	14.364	22	1:45.067	14.371	25	1:44.782	6.219	48	1:45.194	6.265			
92	1:45.328	14.470	52	1:45.040	14.382	57	1:45.522	14.024	93	1:45.945	8.411			
91	1:45.215	14.548	29	1:45.273	14.952	22	1:45.253	15.647	25	1:46.094	8.481			
37	1:47.091	25.563	20	1:45.060	15.200	52	1:45.325	15.692	57	1:45.519	15.997			
56	1:47.063	25.586	34	1:44.653	15.476	29	1:45.022	15.869	22	1:44.934	16.401			
41	1:48.749	38.277	92	1:44.781	15.688	34	1:45.159	16.488	52	1:44.954	16.407			
2	1:50.729	54.784	91	1:45.126	16.169	20	1:45.430	16.636	34	1:45.186	17.073			
Lap 10			37	1:46.941	31.368	92	1:45.146	16.806	29	1:45.543	17.274			
51	1:44.022		56	1:47.633	35.590	91	1:45.297	17.493	20	1:45.372	17.658			
96	1:43.881	0.044	41	1:49.477	47.996	37	1:47.393	37.271	92	1:46.311	19.098			
14	1:44.000	0.089	2	1:50.745	1:07.232	56	1:47.181	41.510	91	1:46.244	20.348			
83	1:44.285	0.324	Lap 12			41	1:50.266	58.203	37	1:47.115	42.341			
78	1:43.856	0.356	96	1:44.522		2	1:50.273	1:18.931	56	1:46.349	45.121			
54	1:43.519	0.505	54	1:44.167	0.091	Lap 14			41	1:49.858	1:08.391			
67	1:44.413	0.682	14	1:44.590	0.268	96	1:44.515		2	1:49.757	1:29.530			
89	1:44.964	1.022	51	1:44.698	0.384	14	1:44.539	0.063	Lap 16					
47	1:44.686	1.129	78	1:44.671	0.419	54	1:44.539	0.090	96	1:44.622				
94	1:43.814	3.080	89	1:44.052	0.494	78	1:44.632	0.099	14	1:44.615	0.048			
5	1:43.903	3.422	47	1:44.065	0.615	89	1:44.393	0.148	89	1:44.708	0.066			
19	1:44.355	3.799	94	1:43.647	1.465	47	1:44.395	0.257	51	1:44.281	0.093			
4	1:44.523	3.847	5	1:43.675	1.517	94	1:44.404	0.330	78	1:44.771	0.209			
48	1:44.540	4.646	19	1:43.979	2.606	5	1:44.327	0.652	47	1:44.841	0.238			
93	1:45.013	5.080	4	1:43.984	2.876	51	1:45.181	0.831	54	1:44.747	0.292			
25	1:44.434	5.129	48	1:44.991	4.727	19	1:44.053	1.908	94	1:44.495	0.436			
72	1:44.040	5.326	72	1:44.521	5.351	4	1:44.057	1.940	5	1:44.591	0.733			
57	1:45.606	11.087	93	1:45.000	6.019	72	1:45.016	5.736	19	1:44.120	0.794			
22	1:45.038	14.042	25	1:45.259	6.073	48	1:45.109	5.789	4	1:44.140	0.837			
52	1:45.048	14.080	57	1:45.759	13.138	25	1:45.419	7.105	48	1:45.283	6.906			
29	1:45.128	14.417	52	1:45.143	15.003	93	1:45.615	7.184	72	1:45.321	6.909			
20	1:45.232	14.878	22	1:45.181	15.030	57	1:45.705	15.196	93	1:45.394	9.163			
34	1:45.219	15.561	29	1:45.053	15.483	52	1:45.012	16.171	25	1:45.359	9.198			
92	1:45.197	15.645	20	1:45.164	15.842	22	1:45.071	16.185	57	1:45.455	16.810			
91	1:45.255	15.781	34	1:45.011	15.965	29	1:45.113	16.449	22	1:45.367	17.126			
37	1:47.624	29.165	92	1:45.130	16.296	34	1:44.650	16.605	52	1:45.379	17.144			
56	1:51.131	32.695	91	1:45.185	16.832	20	1:44.901	17.004	34	1:44.860	17.291			
41	1:49.002	43.257	37	1:47.668	34.514	92	1:45.232	17.505	29	1:45.024	17.656			
2	1:50.463	1:01.225	56	1:47.897	38.965	91	1:45.862	18.822	20	1:45.087	18.103			
Lap 11			41	1:49.099	52.573	37	1:47.206	39.944	92	1:46.452	20.908			
96	1:44.694		2	1:50.584	1:13.294	56	1:46.513	43.490	91	1:46.648	22.354			
14	1:44.849	0.200	Lap 13			41	1:49.581	1:03.251	37	1:47.144	44.843			
51	1:44.946	0.208	78	1:44.217		2	1:50.093	1:24.491	56	1:45.602	46.081			
78	1:44.652	0.270	96	1:44.654	0.018	Lap 15			41	1:49.526	1:13.275			
54	1:44.679	0.446	14	1:44.425	0.057	89	1:44.570		2	1:50.197	1:35.085			
89	1:44.680	0.964	54	1:44.629	0.084	96	1:44.738	0.020						
47	1:44.681	1.072	51	1:44.435	0.183	47	1:44.500	0.039						
94	1:43.998	2.340	89	1:44.430	0.288	14	1:44.730	0.075						