

JuniorGP

FIM JuniorGP - CIRCUIT BARCELONA-CATALUNYA

Race 1 (15 Laps, 69.9 km.)

Classification

No	Rider	Nat	Team	Bike	Tires	Cl.	Laps	Total Time	Gap	Kph	Best Lap		
											Lap	Time	Kph
1	54 Jesús RIOS	ESP	MRE TALENT	KTM	Pirelli	KTM	15	27:30.034	-	152.4	3	1:49.074	153.7
2	89 Marcos URIARTE	ESP	CFMOTO Aspar Junior Team	CFMOTO	Pirelli	CFMOTC	15	27:30.171	+0.137	152.4	2	1:49.437	153.2
3	11 Adrián CRUCES	ESP	FINETWORK TEAM	KTM	Pirelli	KTM	15	27:30.204	+0.170	152.4	11	1:49.122	153.6
4	78 Jakob ROSENTHALER	AUT	LIQUI MOLY HUSQVARNA INTACT GP JUNIOR TEAM	HUSQVARNA	Pirelli	HUSQVA	15	27:30.245	+0.211	152.4	6	1:48.976	153.8
5	14 Cormac BUCHANAN	NZL	AGR TEAM	KTM	Pirelli	KTM	15	27:30.533	+0.499	152.4	6	1:49.431	153.2
6	94 Facundo LLAMBIAS	URY	Team Estrella Galicia 0,0	HONDA	Pirelli	HONDA	15	27:30.422	+0.388	152.4	6	1:49.175	153.6
7	19 Alessandro MOROSI	ITA	CFMOTO Aspar Junior Team	CFMOTO	Pirelli	CFMOTC	15	27:30.634	+0.600	152.4	10	1:49.358	153.3
8	47 Dodo BOGGIO	ITA	EAGLE-1	KTM	Pirelli	KTM	15	27:30.544	+0.510	152.4	6	1:48.727	154.2
9	83 Álvaro CARPE	ESP	STV Laglisse Racing	HUSQVARNA	Pirelli	HUSQVA	15	27:30.737	+0.703	152.3	5	1:49.128	153.6
10	21 Ruché MOODLEY	ZAF	FINETWORK TEAM	KTM	Pirelli	KTM	15	27:31.076	+1.042	152.3	9	1:49.228	153.5
11	13 Hakim DANISH	MYS	SIC Racing - MSI	KTM	Pirelli	KTM	15	27:30.825	+0.791	152.3	11	1:49.164	153.6
12	8 Eddie O'SHEA	GBR	British Talent Team - MLav Racing	HONDA	Pirelli	HONDA	15	27:31.784	+1.750	152.2	3	1:48.808	154.1
13	5 Leo RAMMERSTORFER	AUT	LIQUI MOLY HUSQVARNA INTACT GP JUNIOR TEAM	HUSQVARNA	Pirelli	HUSQVA	15	27:31.881	+1.847	152.2	4	1:49.027	153.8
14	69 Marcos RUDA	ESP	SeventyTwo Airbox Racing Team	KTM	Pirelli	KTM	15	27:31.913	+1.879	152.2	6	1:49.348	153.3
15	28 Máximo QUILES	ESP	Team Estrella Galicia 0,0	HONDA	Pirelli	HONDA	15	27:33.209	+3.175	152.1	6	1:48.784	154.1
16	27 Rico SALMELA	FIN	LIQUI MOLY HUSQVARNA INTACT GP JUNIOR TEAM	HUSQVARNA	Pirelli	HUSQVA	15	27:39.200	+9.166	151.6	9	1:49.563	153.0
17	91 Kotaro UCHIUMI	JPN	MTA JUNIOR TEAM	KTM	Pirelli	KTM	15	27:39.239	+9.205	151.6	10	1:49.548	153.0
18	57 Danial SHAHRIL	MYS	Asia Talent Team	HONDA	Pirelli	HONDA	15	27:43.442	+13.408	151.2	6	1:49.770	152.7
19	4 Milan PAWELEC	POL	STV Laglisse Racing	HUSQVARNA	Pirelli	HUSQVA	15	27:43.508	+13.474	151.2	5	1:49.573	153.0
20	45 Kgotso MONONYANE	ZAF	AGR TEAM	KTM	Pirelli	KTM	15	27:43.582	+13.548	151.2	5	1:49.720	152.8
21	52 Evan BELFORD	GBR	British Talent Team - MLav Racing	HONDA	Pirelli	HONDA	15	27:48.064	+18.030	150.8	13	1:49.895	152.6
22	48 Lenox PHOMMARA	CHE	MTA JUNIOR TEAM	KTM	Pirelli	KTM	15	27:48.516	+18.482	150.7	12	1:50.053	152.3
23	56 Amon ODAKI	JPN	Asia Talent Team	HONDA	Pirelli	HONDA	15	27:48.851	+18.817	150.7	5	1:50.243	152.1
24	20 Jakkreephat PHUETTISAN	THA	Honda Racing Thailand	HONDA	Pirelli	HONDA	15	27:50.859	+20.825	150.5	5	1:49.960	152.5
25	36 Angus GRENFELL	AUS	SeventyTwo Airbox Racing Team	KTM	Pirelli	KTM	15	27:50.970	+20.936	150.5	4	1:50.315	152.0
26	25 Leonardo ABRUZZO	ITA	MTA JUNIOR TEAM	KTM	Pirelli	KTM	15	27:51.030	+20.996	150.5	2	1:49.946	152.5
27	29 Kevin FARKAS	HUN	AC RACING TEAM	KTM	Pirelli	KTM	15	27:51.607	+21.573	150.4	9	1:50.676	151.5
28	93 Arbi ADITAMA	IDN	Astra Honda Racing Team	HONDA	Pirelli	HONDA	15	27:58.351	+28.317	149.8	5	1:50.642	151.5
29	34 Cesare TIEZZI	ITA	EAGLE-1	KTM	Pirelli	KTM	15	28:08.704	+38.670	148.9	11	1:51.595	150.2
30	41 Aoi UEZU	JPN	MTA JUNIOR TEAM	KTM	Pirelli	KTM	15	28:10.963	+40.929	148.7	11	1:51.550	150.3
31	72 Edoardo LIGUORI	ITA	AC RACING TEAM	KTM	Pirelli	KTM	15	28:22.656	+52.622	147.7	3	1:50.791	151.3
■ Not classified													
67	Casey James O'GORMAN	IRL	Team Estrella Galicia 0,0	HONDA	Pirelli	HONDA	14	26:23.205			8	1:49.222	153.5

Pole Position:

Fastest Lap:

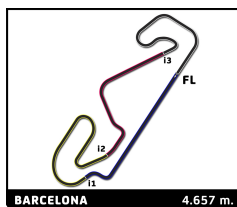
Lapó	Dodo BOGGIO	1:48.727	154.2 Kph
------	-------------	-----------------	-----------

BIKE 28 - TIME PENALTY OF 3 SECONDS DUE TO SHORTCUT
BIKES 13 - 47 AND 94 - DROP 1 POSITION (TRACK LIMITS LAST LAP)

Published at:

Track Status: **DRY**

Clerk of the Course: Rafa Vilarrubias	Timekeeper: Denis del Pozo
---	--------------------------------------



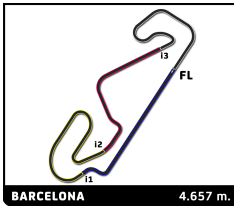
JuniorGP

FIM JuniorGP - CIRCUIT BARCELONA-CATALUNYA

Race 1

Lap Chart

No	Pos	Grid	Lap														
			1	2	3	4	5	6	7	8	9	10	11	12	13	14	15
11	1	11	28	89	27	8	8	54	8	8	8	28	8	8	8	8	54
67	2	67	14	27	89	54	89	8	89	94	94	54	89	89	89	89	89
8	3	8	89	54	8	89	54	89	54	89	28	8	54	28	78	78	11
28	4	28	11	11	54	28	19	78	83	54	54	19	19	54	11	54	28
78	5	78	27	14	28	19	11	11	94	28	89	89	28	78	54	11	78
27	6	27	8	8	14	27	83	19	19	83	19	94	11	11	28	94	94
14	7	14	54	94	11	14	78	83	11	19	83	47	78	19	94	19	14
54	8	54	94	83	94	11	14	94	28	11	78	69	47	94	14	47	47
89	9	89	78	19	83	94	94	14	78	78	69	78	94	47	19	28	19
94	10	94	83	13	19	83	69	69	69	69	47	11	14	14	47	83	83
13	11	13	19	78	13	78	13	28	14	47	14	14	13	83	83	14	13
83	12	83	13	28	78	47	28	47	47	14	21	21	83	13	13	13	21
57	13	57	47	69	13	47	13	21	21	11	83	69	5	21	21	8	8
4	14	4	69	69	47	69	21	5	13	13	13	13	5	21	5	5	5
72	15	72	47	57	4	21	5	21	5	5	5	5	21	69	69	69	69
25	16	25	4	4	57	5	27	27	27	27	27	27	91	91	91	27	27
19	17	19	21	21	21	4	4	4	4	91	91	91	27	27	27	91	91
69	18	69	45	45	45	57	45	45	91	4	45	57	4	4	4	57	57
21	19	21	72	25	5	91	57	57	45	45	4	45	45	45	45	45	4
47	20	47	25	91	91	45	91	91	57	57	57	4	57	57	57	4	45
52	21	52	91	5	25	25	25	25	25	20	25	67	67	67	67	52	52
36	22	36	93	72	72	36	36	20	20	56	20	20	56	56	52	56	48
56	23	56	48	93	56	56	56	56	56	25	56	56	20	48	56	48	56
5	24	5	5	29	36	93	20	36	36	48	48	48	52	52	48	25	20
45	25	45	29	56	93	29	93	93	48	36	36	25	48	20	25	36	36
48	26	48	36	36	29	20	52	52	93	93	67	52	25	25	20	20	25
29	27	29	20	48	20	52	48	48	29	52	52	93	29	36	36	29	29
20	28	20	56	20	48	48	29	29	52	29	93	36	36	29	29	93	93
34	29	34	52	52	52	41	67	67	67	67	29	29	93	93	93	34	34
41	30	41	34	34	41	34	34	34	34	34	34	34	34	34	34	41	41
93	31	93	41	41	34	67	41	41	41	41	41	41	41	41	41	67	72
91	32	91	67	67	67	72	72	72	72	72	72	72	72	72	72	72	72



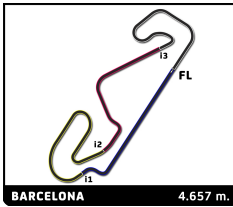
JuniorGP

FIM JuniorGP - CIRCUIT BARCELONA-CATALUNYA

Race 1

Best Sector Times

Sector 1			Sector 2			Sector 3			Pos	No Rider	Ideal Lap	Best Lap
Pos	No Rider	Time	No Rider	Time	No Rider	Time						
1	94 F.LLAMBIAS	19.684	54 J.RIOS	33.348	28 M.QUILES	22.640	1	28 M.QUILES	1:48.395	1:48.784	(2)	
2	11 A.CRUCES	19.688	94 F.LLAMBIAS	33.352	11 A.CRUCES	22.740	2	11 A.CRUCES	1:48.443	1:49.122	(7)	
3	8 E.O'SHEA	19.717	89 M.URIARTE	33.411	13 H.DANISH	22.790	3	94 F.LLAMBIAS	1:48.465	1:49.175	(10)	
4	28 M.QUILES	19.724	5 L.RAMMERSTORFER	33.426	83 Á.CARPE	22.794	4	89 M.URIARTE	1:48.624	1:49.437	(16)	
5	78 J.ROSENTHALER	19.732	28 M.QUILES	33.447	78 J.ROSENTHALER	22.822	5	54 J.RIOS	1:48.638	1:49.074	(6)	
6	5 L.RAMMERSTORFER	19.762	11 A.CRUCES	33.464	19 A.MOROSI	22.823	6	5 L.RAMMERSTORFER	1:48.659	1:49.027	(5)	
7	19 A.MOROSI	19.767	21 R.MOODLEY	33.464	89 M.URIARTE	22.854	7	13 H.DANISH	1:48.668	1:49.164	(9)	
8	13 H.DANISH	19.772	78 J.ROSENTHALER	33.484	54 J.RIOS	22.856	8	78 J.ROSENTHALER	1:48.677	1:48.976	(4)	
9	47 D.BOGGIO	19.775	19 A.MOROSI	33.490	94 F.LLAMBIAS	22.858	9	19 A.MOROSI	1:48.687	1:49.358	(14)	
10	89 M.URIARTE	19.777	13 H.DANISH	33.510	47 D.BOGGIO	22.858	10	47 D.BOGGIO	1:48.727	1:48.727	(1)	
11	14 C.BUCHANAN	19.795	91 K.UCHIUMI	33.521	14 C.BUCHANAN	22.864	11	8 E.O'SHEA	1:48.800	1:48.808	(3)	
12	69 M.RUDA	19.803	47 D.BOGGIO	33.527	21 R.MOODLEY	22.876	12	21 R.MOODLEY	1:48.817	1:49.228	(12)	
13	27 R.SALMELA	19.817	14 C.BUCHANAN	33.538	69 M.RUDA	22.895	13	27 R.SALMELA	1:48.825	1:49.563	(18)	
14	67 C.O'GORMAN	19.824	45 K.MONONYANE	33.539	27 R.SALMELA	22.899	14	14 C.BUCHANAN	1:48.838	1:49.431	(15)	
15	83 Á.CARPE	19.861	67 C.O'GORMAN	33.552	5 L.RAMMERSTORFER	22.922	15	83 Á.CARPE	1:48.838	1:49.128	(8)	
16	91 K.UCHIUMI	19.875	83 Á.CARPE	33.575	8 E.O'SHEA	22.933	16	69 M.RUDA	1:48.959	1:49.348	(13)	
17	20 J.PHUETTISAN	19.884	8 E.O'SHEA	33.583	91 K.UCHIUMI	22.959	17	67 C.O'GORMAN	1:49.028	1:49.222	(11)	
18	21 R.MOODLEY	19.890	27 R.SALMELA	33.607	67 C.O'GORMAN	22.965	18	91 K.UCHIUMI	1:49.061	1:49.548	(17)	
19	52 E.BELFORD	19.892	69 M.RUDA	33.658	4 M.PAWELEC	22.988	19	45 K.MONONYANE	1:49.349	1:49.720	(20)	
20	54 J.RIOS	19.902	57 D.SHAHRIL	33.682	57 D.SHAHRIL	23.036	20	4 M.PAWELEC	1:49.442	1:49.573	(19)	
21	57 D.SHAHRIL	19.935	4 M.PAWELEC	33.689	56 A.ODAKI	23.045	21	57 D.SHAHRIL	1:49.470	1:49.770	(21)	
22	4 M.PAWELEC	19.993	20 J.PHUETTISAN	33.735	52 E.BELFORD	23.051	22	52 E.BELFORD	1:49.598	1:49.895	(22)	
23	29 K.FARKAS	20.025	48 L.PHOMMARA	33.779	45 K.MONONYANE	23.055	23	56 A.ODAKI	1:49.820	1:50.243	(26)	
24	45 K.MONONYANE	20.033	56 A.ODAKI	33.801	36 A.GRENFELL	23.151	24	20 J.PHUETTISAN	1:49.845	1:49.960	(24)	
25	48 L.PHOMMARA	20.035	25 L.ABRUZZO	33.834	29 K.FARKAS	23.195	25	25 L.ABRUZZO	1:49.856	1:49.946	(23)	
26	56 A.ODAKI	20.049	52 E.BELFORD	33.836	25 L.ABRUZZO	23.201	26	48 L.PHOMMARA	1:49.857	1:50.053	(25)	
27	36 A.GRENFELL	20.059	36 A.GRENFELL	33.860	48 L.PHOMMARA	23.207	27	36 A.GRENFELL	1:50.000	1:50.315	(27)	
28	25 L.ABRUZZO	20.061	93 A.ADITAMA	33.885	20 J.PHUETTISAN	23.249	28	29 K.FARKAS	1:50.240	1:50.676	(29)	
29	93 A.ADITAMA	20.122	72 E.LIGUORI	33.980	72 E.LIGUORI	23.250	29	93 A.ADITAMA	1:50.437	1:50.642	(28)	
30	72 E.LIGUORI	20.129	29 K.FARKAS	33.981	93 A.ADITAMA	23.325	30	72 E.LIGUORI	1:50.655	1:50.791	(30)	
31	34 C.TIEZZI	20.205	41 A.UEZU	34.153	41 A.UEZU	23.393	31	41 A.UEZU	1:51.275	1:51.550	(31)	
32	41 A.UEZU	20.405	34 C.TIEZZI	34.195	34 C.TIEZZI	23.466	32	34 C.TIEZZI	1:51.352	1:51.595	(32)	



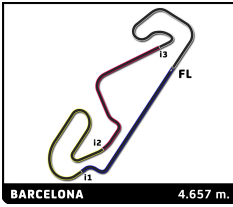
JuniorGP

FIM JuniorGP - CIRCUIT BARCELONA-CATALUNYA

Race 1

Best Top Speed

No Rider	Team	Class	Top 1		Top 2		Top 3		Top 4		Top 5			
			Kph	Lap	Kph	Lap	Kph	Lap	Kph	Lap	Kph	Lap	Avg	
8	Eddie O'SHEA	British Talent Team - MLav Racing	HONDA	247.1	3	247.1	2	244.9	6	244.3	7	243.8	13	245.4
25	Leonardo ABRUZZO	MTA JUNIOR TEAM	KTM	246.5	13	244.3	11	243.2	9	243.2	4	241.1	2	243.7
47	Dodo BOGGIO	EAGLE-1	KTM	246.5	2	245.4	10	245.4	5	245.4	3	244.3	11	245.4
78	Jakob ROSENTHALER	LIQUI MOLY HUSQVARNA INTACT GP JUNIOR TEAM	HUSQVARNA	246.5	12	246.5	6	246.5	2	246.0	11	246.0	5	246.3
14	Cormac BUCHANAN	AGR TEAM	KTM	246.0	4	243.2	7	242.7	10	241.6	14	241.6	11	243.0
52	Evan BELFORD	British Talent Team - MLav Racing	HONDA	246.0	4	243.8	7	243.2	11	243.2	6	242.7	9	243.8
89	Marcos URIARTE	CFMOTO Aspar Junior Team	CFMOTO	246.0	8	244.9	7	244.9	6	243.2	13	243.2	9	244.4
91	Kotaro UCHIUMI	MTA JUNIOR TEAM	KTM	246.0	3	244.9	2	244.3	5	243.8	7	243.8	4	244.6
57	Danial SHAHRIL	Asia Talent Team	HONDA	245.4	8	244.9	7	244.9	2	242.1	5	241.6	6	243.8
94	Facundo LLAMBIAS	Team Estrella Galicia 0,0	HONDA	245.4	9	244.9	5	243.8	4	243.2	14	243.2	13	244.1
21	Ruché MOODLEY	FINETWORK TEAM	KTM	244.9	11	244.9	3	244.3	9	244.3	2	243.2	8	244.3
27	Rico SALMELA	LIQUI MOLY HUSQVARNA INTACT GP JUNIOR TEAM	HUSQVARNA	244.9	6	244.3	7	242.7	8	242.1	9	242.1	2	243.2
83	Álvaro CARPE	STV Laglisse Racing	HUSQVARNA	244.9	5	244.3	4	243.2	9	242.7	14	242.1	8	243.4
5	Leo RAMMERSTORFER	LIQUI MOLY HUSQVARNA INTACT GP JUNIOR TEAM	HUSQVARNA	244.3	5	243.8	8	243.8	4	243.8	3	242.7	10	243.7
11	Adrián CRUCES	FINETWORK TEAM	KTM	244.3	7	242.7	11	242.7	8	242.7	6	242.1	13	242.9
19	Alessandro MOROSI	CFMOTO Aspar Junior Team	CFMOTO	243.8	9	243.2	10	242.7	6	242.7	2	242.1	14	242.9
28	Máximo QUILES	Team Estrella Galicia 0,0	HONDA	243.8	5	242.7	4	242.1	9	241.6	7	241.6	6	242.4
34	Cesare TIEZZI	EAGLE-1	KTM	243.8	4	241.1	3	241.1	2	238.9	7	238.4	6	240.7
56	Amon ODAKI	Asia Talent Team	HONDA	243.8	5	242.7	8	242.7	3	242.1	11	242.1	7	242.7
13	Hakim DANISH	SIC Racing - MSI	KTM	243.2	9	242.1	7	241.6	6	241.1	13	241.1	11	241.8
67	Casey James O'GORMAN	Team Estrella Galicia 0,0	HONDA	243.2	8	243.2	7	242.7	5	242.1	10	242.1	9	242.7
36	Angus GRENFELL	SeventyTwo Artbox Racing Team	KTM	242.7	13	242.7	2	242.1	14	242.1	10	242.1	8	242.3
45	Kgopotso MONONYANE	AGR TEAM	KTM	242.7	5	242.7	4	241.1	3	240.5	8	240.5	6	241.5
48	Lenox PHOMMARA	MTA JUNIOR TEAM	KTM	242.7	11	242.1	9	242.1	4	242.1	2	241.1	10	242.0
20	Jakkreephat PHUETTISAN	Honda Racing Thailand	HONDA	242.1	7	241.1	8	241.1	4	240.5	13	240.0	14	241.0
69	Marcos RUDA	SeventyTwo Artbox Racing Team	KTM	242.1	15	241.1	14	241.1	13	241.1	9	241.1	8	241.3
29	Kevin FARKAS	AC RACING TEAM	KTM	241.6	11	240.0	12	240.0	7	240.0	3	238.9	6	240.1
72	Edoardo LIGUORI	AC RACING TEAM	KTM	241.6	4	241.1	3	238.9	2	238.4	7	238.4	6	239.7
93	Arbi ADITAMA	Astra Honda Racing Team	HONDA	241.6	8	241.6	4	241.6	2	241.1	11	241.1	6	241.4
4	Milan PAWELEC	STV Laglisse Racing	HUSQVARNA	240.0	2	239.5	8	238.9	5	238.4	7	237.9	11	238.9
41	Aoi UEZU	MTA JUNIOR TEAM	KTM	239.5	6	239.5	3	238.4	7	237.9	8	237.4	11	238.5
54	Jesús RIOS	MRE TALENT	KTM	237.4	5	237.4	4	236.9	7	236.3	9	235.8	15	236.8



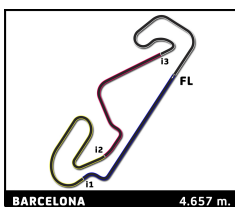
JuniorGP

FIM JuniorGP - CIRCUIT BARCELONA-CATALUNYA

Race 1

Fastest Lap Sequence

Elapsed	No Rider	Team	Bike	Class	Time	Kph	Lap
3:42.814	89 Marcos URIARTE	CFMOTO Aspar Junior Team	CFMOTO	CFMOTO	1:49.437	153.2	2
3:44.274	13 Hakim DANISH	SIC Racing - MSI	KTM	KTM	1:49.310	153.4	2
5:32.595	8 Eddie OSHEA	British Talent Team - MLav Racing	HONDA	HONDA	1:48.808	154.1	3
11:02.723	28 Máximo QUILES	Team Estrella Galicia 0,0	HONDA	HONDA	1:48.784	154.1	6
11:02.787	47 Dodo BOGGIO	EAGLE-1	KTM	KTM	1:48.727	154.2	6



JuniorGP

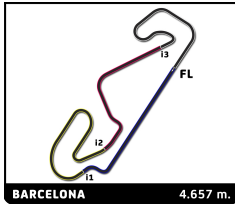
FIM JuniorGP - CIRCUIT BARCELONA-CATALUNYA

Race 1

Analysis by lap

Lapped

No	Lap Time	Gap	No	Lap Time	Gap	No	Lap Time	Gap	No	Lap Time	Gap	No	Lap Time	Gap
Lap 1			72	1:51.046	4.902	83	1:49.869	1.489	Lap 6			25	1:52.851	10.760
28	1:53.215	0.000	93	1:51.476	6.050	78	1:49.550	1.535				20	1:50.892	10.910
14	1:53.353	0.138	29	1:51.330	6.097	47	1:49.153	1.615	54	1:49.442		56	1:50.793	10.999
89	1:53.377	0.162	56	1:50.868	6.152	13	1:49.779	1.625	8	1:49.602	0.014	36	1:50.718	11.956
11	1:53.433	0.218	36	1:51.289	6.230	69	1:49.475	1.680	89	1:49.665	0.149	48	1:50.289	11.993
27	1:53.557	0.342	48	1:52.038	6.698	21	1:49.734	3.061	78	1:48.976	0.299	93	1:51.001	12.513
8	1:53.897	0.682	20	1:51.724	6.928	5	1:49.027	3.275	11	1:49.472	0.534	29	1:50.903	12.749
54	1:53.952	0.737	52	1:50.741	7.054	4	1:50.459	3.479	19	1:49.655	0.648	52	1:51.216	12.799
94	1:54.077	0.862	34	1:52.242	8.924	57	1:50.586	3.893	83	1:49.453	0.702	67	1:49.586	15.029
78	1:54.152	0.937	41	1:52.375	9.132	91	1:49.651	3.976	94	1:49.175	0.779	34	1:52.272	22.133
83	1:54.349	1.134	67	1:49.537	15.570	45	1:49.818	4.000	14	1:49.431	0.953	41	1:52.309	22.238
19	1:54.419	1.204	Lap 3			25	1:50.657	5.285	69	1:49.348	1.069	72	1:51.424	37.507
13	1:54.964	1.749	27	1:49.659		36	1:50.315	7.761	28	1:48.784	1.173	Lap 8		
57	1:55.117	1.902	89	1:49.754	0.036	56	1:50.625	8.005	47	1:48.727	1.237	8	1:49.689	
69	1:55.295	2.080	8	1:48.808	0.063	93	1:50.705	8.529	13	1:49.937	2.143	94	1:49.583	0.275
47	1:55.353	2.138	54	1:49.074	0.154	29	1:50.719	8.605	5	1:49.046	2.183	89	1:49.902	0.316
4	1:55.574	2.359	28	1:48.900	1.003	20	1:50.448	8.699	21	1:49.242	2.288	54	1:49.888	0.348
21	1:56.042	2.827	14	1:49.883	1.084	52	1:50.120	8.771	27	1:50.259	3.863	28	1:49.345	0.498
45	1:56.436	3.221	11	1:50.089	1.230	48	1:50.584	9.167	4	1:50.228	3.912	83	1:49.987	0.543
72	1:56.670	3.455	94	1:49.866	1.236	41	1:52.730	14.791	45	1:49.590	3.942	19	1:49.881	0.734
25	1:56.757	3.542	83	1:49.740	1.270	34	1:52.592	14.928	57	1:49.770	4.330	11	1:49.884	0.829
91	1:56.921	3.706	19	1:49.754	1.328	67	1:49.306	14.976	91	1:49.762	4.398	78	1:49.566	0.849
93	1:57.388	4.173	13	1:49.754	1.496	72	2:10.831	27.156	25	1:50.840	7.513	69	1:49.650	0.987
48	1:57.474	4.259	78	1:49.595	1.635	Lap 5			20	1:50.331	9.622	47	1:49.511	1.037
5	1:57.498	4.283	69	1:49.288	1.855	8	1:49.780		56	1:50.930	9.810	14	1:49.697	1.123
29	1:57.581	4.366	47	1:49.631	2.112	89	1:49.731	0.072	36	1:52.082	10.842	21	1:49.460	1.711
36	1:57.755	4.540	4	1:49.605	2.670	54	1:49.819	0.146	93	1:51.313	11.116	13	1:49.517	1.898
20	1:58.018	4.803	57	1:50.000	2.957	19	1:49.277	0.581	52	1:51.280	11.187	5	1:49.541	1.996
56	1:58.098	4.883	21	1:49.514	2.977	11	1:49.147	0.650	48	1:51.123	11.308	27	1:49.658	4.260
52	1:59.127	5.912	45	1:49.954	3.832	83	1:49.128	0.837	29	1:50.738	11.450	91	1:49.577	4.333
34	1:59.496	6.281	5	1:49.602	3.898	78	1:49.156	0.911	67	1:49.722	15.047	4	1:50.350	5.015
41	1:59.571	6.356	91	1:49.729	3.975	14	1:49.700	1.110	34	1:52.116	19.465	45	1:50.234	5.056
67	2:08.847	15.632	25	1:50.107	4.278	94	1:49.587	1.192	41	1:51.883	19.533	57	1:50.377	5.359
Lap 2			72	1:50.791	5.975	69	1:49.409	1.309	72	1:53.963	35.687	20	1:51.028	12.249
89	1:49.437		56	1:50.596	7.030	13	1:49.949	1.794	Lap 7			56	1:50.990	12.300
27	1:49.316	0.059	36	1:50.584	7.096	28	1:51.550	1.977	8	1:49.590		25	1:51.276	12.347
54	1:49.660	0.798	93	1:51.142	7.474	47	1:50.263	2.098	89	1:49.558	0.103	48	1:50.294	12.598
11	1:50.240	0.859	29	1:51.157	7.536	21	1:49.353	2.634	54	1:49.753	0.149	36	1:51.063	13.330
14	1:50.380	0.919	20	1:50.691	7.901	5	1:49.230	2.725	83	1:49.147	0.245	93	1:50.911	13.735
8	1:49.890	0.973	48	1:51.253	8.233	27	1:51.828	3.192	94	1:49.206	0.381	52	1:50.661	13.771
94	1:49.825	1.088	52	1:50.965	8.301	4	1:49.573	3.272	19	1:49.498	0.542	29	1:50.991	14.051
83	1:49.713	1.248	41	1:52.297	11.711	45	1:49.720	3.940	11	1:49.704	0.634	67	1:49.222	14.562
19	1:49.687	1.292	34	1:52.780	11.986	57	1:50.035	4.148	28	1:49.273	0.842	34	1:52.043	24.487
13	1:49.310	1.460	67	1:49.468	15.320	91	1:50.028	4.224	78	1:50.277	0.972	41	1:52.142	24.691
78	1:50.420	1.758	Lap 4			25	1:50.756	6.261	69	1:49.561	1.026	72	1:51.521	39.339
28	1:51.420	1.821	8	1:49.587		36	1:50.367	8.348	14	1:49.766	1.115	Lap 9		
47	1:49.660	2.199	54	1:49.603	0.107	56	1:50.243	8.468	47	1:49.582	1.215	8	1:49.699	
69	1:49.804	2.285	89	1:49.735	0.121	20	1:49.960	8.879	21	1:49.256	1.940	94	1:49.543	0.119
57	1:50.372	2.675	28	1:48.854	0.207	93	1:50.642	9.391	13	1:49.531	2.070	28	1:49.366	0.165
4	1:50.023	2.783	19	1:49.406	1.084	52	1:50.504	9.495	5	1:49.565	2.144	54	1:49.652	0.301
21	1:49.953	3.181	27	1:50.794	1.144	48	1:50.386	9.773	27	1:50.032	4.291	89	1:49.715	0.332
45	1:49.974	3.596	14	1:49.756	1.190	29	1:51.475	10.300	4	1:50.046	4.354	19	1:49.452	0.487
25	1:49.946	3.889	11	1:49.703	1.283	67	1:49.717	14.913	91	1:49.651	4.445	83	1:49.973	0.817
91	1:49.857	3.964	94	1:49.799	1.385	34	1:51.789	16.937	45	1:50.173	4.511	78	1:49.690	0.840
5	1:49.330	4.014				41	1:52.227	17.238	57	1:49.945	4.671			
						72	1:53.936	31.312						



JuniorGP

FIM JuniorGP - CIRCUIT BARCELONA-CATALUNYA

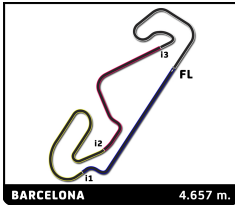
Race 1

Analysis by lap

Lapped 1

No	Lap Time	Gap	No	Lap Time	Gap	No	Lap Time	Gap	No	Lap Time	Gap	No	Lap Time	Gap
69	1:49.635	0.923	72	1:51.598	42.969	57	1:50.737	9.549	47	1:50.066	0.509	72	1:53.713	52.622
47	1:49.656	0.994	Lap 11			67	1:50.141	16.186	28	1:50.506	0.531			
14	1:49.733	1.157	8	1:49.611		56	1:50.406	17.231	83	1:49.981	0.615			
21	1:49.228	1.240	89	1:49.520	0.072	48	1:50.053	17.264	14	1:50.492	0.699			
11	1:50.210	1.340	54	1:49.749	0.114	52	1:50.354	17.348	13	1:50.088	0.790			
13	1:49.411	1.610	19	1:49.717	0.221	20	1:51.293	18.231	21	1:50.109	0.955			
5	1:49.375	1.672	28	1:50.074	0.368	25	1:50.467	18.291	5	1:50.151	1.188			
27	1:49.563	4.124	11	1:49.122	0.447	36	1:50.383	18.922	69	1:50.198	1.645			
91	1:49.653	4.287	78	1:49.386	0.514	29	1:50.855	19.230	27	1:51.556	7.947			
45	1:50.640	5.997	47	1:49.903	0.783	93	1:51.491	20.740	91	1:51.748	8.024			
4	1:50.781	6.097	94	1:50.242	0.986	34	1:51.737	32.717	57	1:51.743	11.955			
57	1:50.521	6.181	14	1:49.610	1.056	41	1:51.744	32.831	45	1:51.784	11.967			
25	1:51.297	13.945	13	1:49.164	1.177	72	1:51.332	46.030	4	1:51.823	11.971			
20	1:51.600	14.150	83	1:49.376	1.316	Lap 13			52	1:50.602	17.511			
56	1:51.589	14.190	69	1:50.415	1.466	8	1:49.967		56	1:50.512	17.977			
48	1:51.326	14.225	5	1:49.485	1.548	89	1:49.968	0.068	48	1:50.582	18.346			
36	1:50.797	14.428	21	1:49.995	1.610	78	1:49.833	0.131	25	1:51.349	19.967			
67	1:49.628	14.491	91	1:50.490	4.984	11	1:49.838	0.191	36	1:50.961	20.062			
52	1:50.521	14.593	27	1:50.594	5.018	54	1:49.972	0.211	20	1:51.196	20.202			
93	1:50.814	14.850	4	1:50.731	8.311	28	1:50.236	0.392	29	1:51.006	20.752			
29	1:50.676	15.028	45	1:51.020	8.560	94	1:49.800	0.476	93	1:52.640	25.778			
34	1:51.843	26.631	57	1:51.187	8.682	14	1:49.736	0.574	34	1:52.061	36.317			
41	1:51.906	26.898	67	1:50.044	15.915	19	1:50.131	0.657	41	1:52.768	37.961			
72	1:51.366	41.006	56	1:50.337	16.695	47	1:50.087	0.810	67	2:17.059	43.118			
Lap 10			20	1:50.499	16.808	83	1:49.893	1.001	72	1:51.637	48.856			
28	1:49.470		52	1:50.153	16.864	13	1:49.906	1.069	Lap 15					
54	1:49.405	0.071	48	1:50.666	17.081	21	1:49.893	1.213	54	1:49.728				
8	1:49.730	0.095	25	1:51.135	17.694	5	1:50.175	1.404	89	1:50.007	0.137			
19	1:49.358	0.210	29	1:50.745	18.245	69	1:50.250	1.814	11	1:49.848	0.170			
89	1:49.561	0.258	36	1:51.142	18.409	91	1:50.873	6.643	28	1:49.591	0.175			
94	1:49.966	0.450	93	1:51.945	19.119	27	1:50.943	6.758	78	1:50.004	0.211			
47	1:49.227	0.586	34	1:51.595	30.850	4	1:51.244	10.515	94	1:50.010	0.388			
69	1:49.469	0.757	41	1:51.550	30.957	45	1:51.163	10.550	14	1:49.747	0.499			
78	1:49.629	0.834	72	1:51.305	44.568	57	1:50.997	10.579	47	1:49.948	0.510			
11	1:49.326	1.031	Lap 12			67	1:50.207	16.426	19	1:50.096	0.600			
14	1:49.630	1.152	8	1:49.870		52	1:49.895	17.276	83	1:50.035	0.703			
21	1:49.716	1.321	89	1:49.865	0.067	56	1:50.568	17.832	13	1:49.948	0.791			
83	1:50.464	1.646	28	1:49.625	0.123	48	1:50.834	18.131	21	1:50.034	1.042			
13	1:49.744	1.719	54	1:49.962	0.206	25	1:50.661	18.985	8	1:51.697	1.750			
5	1:49.732	1.769	78	1:49.621	0.265	20	1:51.109	19.373	5	1:50.606	1.847			
27	1:49.641	4.130	11	1:49.743	0.320	36	1:50.513	19.468	69	1:50.181	1.879			
91	1:49.548	4.200	19	1:50.142	0.493	29	1:50.850	20.113	27	1:51.166	9.166			
57	1:50.655	7.201	94	1:49.527	0.643	93	1:52.732	23.505	91	1:51.128	9.205			
45	1:50.884	7.246	47	1:49.777	0.690	34	1:51.873	34.623	57	1:51.400	13.408			
4	1:50.824	7.286	14	1:49.619	0.805	41	1:52.696	35.560	4	1:51.450	13.474			
67	1:50.721	15.577	83	1:49.629	1.075	72	1:51.523	47.586	45	1:51.528	13.548			
20	1:51.500	16.015	13	1:49.823	1.130	Lap 14			52	1:50.466	18.030			
56	1:51.509	16.064	5	1:49.518	1.196	8	1:50.367		48	1:50.083	18.482			
48	1:51.531	16.121	21	1:49.547	1.287	89	1:50.376	0.077	56	1:50.787	18.817			
25	1:51.955	16.265	69	1:49.935	1.531	78	1:50.390	0.154	20	1:50.570	20.825			
52	1:51.459	16.417	91	1:50.623	5.737	54	1:50.375	0.219	36	1:50.821	20.936			
93	1:51.665	16.880	27	1:50.634	5.782	11	1:50.445	0.269	25	1:50.976	20.996			
36	1:52.180	16.973	4	1:50.797	9.238	94	1:50.216	0.325	29	1:50.768	21.573			
29	1:51.813	17.206	45	1:50.664	9.354	19	1:50.161	0.451	93	1:52.486	28.317			
34	1:51.965	28.961							34	1:52.300	38.670			
41	1:51.850	29.113							41	1:52.915	40.929			





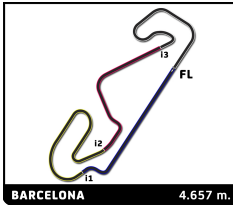
JuniorGP

FIM JuniorGP - CIRCUIT BARCELONA-CATALUNYA

Race 1

Sector Analysis

_ Invalidated Lap							■ Personal Best	■ Session Best	B Crossing the pit lane						
Lap	Time	Sector 1	Sector 2	Sector 3	Sector 4	T.Sp	Lap	Time	Sector 1	Sector 2	Sector 3	Sector 4	T.Sp		
54 Jesús RIOS							ESP								
MRE TALENT							KTM								
1	1:53.952	24.433	33.836	23.020	32.663		1	1:54.152	24.278	33.954	23.146	32.774			
2	1:49.660	20.134			32.672	235.8	2	1:50.420	19.820	34.031	23.320	33.249	246.5		
3	1:49.074	20.293	33.348	22.901	32.532	233.8	3	1:49.595	20.185	33.820	22.851	32.739	244.9		
4	1:49.603	20.056	33.670	23.059	32.818	237.4	4	1:49.550	19.948	33.484	22.915	33.203	246.0		
5	1:49.819	20.127	33.657	23.231	32.804	237.4	5	1:49.156	20.210	33.485	22.822	32.639	246.0		
6	1:49.442	19.902	33.642	23.132	32.766	234.8	6	1:48.976	19.732	33.707	22.877	32.660	246.5		
7	1:49.753	20.517	33.553	23.005	32.678	236.9	7	1:50.277	20.386	33.918	23.108	32.865	243.2		
8	1:49.888	20.154	33.907	22.960	32.867	233.8	8	1:49.566	19.943	33.816	22.978	32.829	244.9		
9	1:49.652	20.161	33.757	22.933	32.801	236.3	9	1:49.690	20.158	33.773	23.017	32.742	240.0		
10	1:49.405	20.046	33.595	23.002	32.762	233.3	10	1:49.629	20.224	33.797	22.842	32.766	243.8		
11	1:49.749	20.321	33.598	23.021	32.809	235.8	11	1:49.386	19.849	33.865	22.831	32.841	246.0		
12	1:49.962	20.011	34.065	23.001	32.885	234.3	12	1:49.621	20.057	33.814	22.985	32.765	246.5		
13	1:49.972	20.237	33.891	22.879	32.965	234.3	13	1:49.833	19.994	34.002	22.990	32.847	243.2		
14	1:50.375	20.355	33.953	23.031	33.036	234.3	14	1:50.390	19.987	34.069	23.039	33.295	238.9		
15	1:49.728	19.987	33.853	22.856	33.032	235.8	15	1:50.004	20.201	33.779	22.892	33.132	239.5		
89 Marcos URIARTE							ESP								
CFMOTO Aspar Junior Team							CFMOTO								
1	1:53.377	23.786	33.972	23.037	32.582		1	1:53.353	23.700	33.856	23.156	32.641			
2	1:49.437	20.216	33.574	22.854	32.793	240.5	2	1:50.380	20.438	33.943	23.038	32.961	235.8		
3	1:49.754	20.064	33.813	23.030	32.847	239.5	3	1:49.883	20.442	33.646	22.954	32.841	238.4		
4	1:49.735	20.012	33.729	23.129	32.865	238.9	4	1:49.756	19.795	33.538	23.213	33.210	246.0		
5	1:49.731	20.224	33.411	23.268	32.828	238.4	5	1:49.700	19.915	33.839	22.971	32.975	241.6		
6	1:49.665	19.867	34.113	23.017	32.668	244.9	6	1:49.431	19.949	33.678	23.009	32.795	239.5		
7	1:49.558	19.915	33.597	23.229	32.817	244.9	7	1:49.766	20.223	33.845	23.040	32.658	243.2		
8	1:49.902	19.827	33.830	23.178	33.067	246.0	8	1:49.697	19.913	33.775	23.136	32.873	241.6		
9	1:49.715	20.109	33.746	22.940	32.920	243.2	9	1:49.733	20.024	33.820	23.192	32.697	240.0		
10	1:49.561	20.118	33.759	22.969	32.715	238.4	10	1:49.630	19.939	33.930	23.061	32.700	242.7		
11	1:49.520	19.777	33.826	23.052	32.865	241.6	11	1:49.610	19.854	33.901	23.118	32.737	241.6		
12	1:49.865	19.887	33.973	23.074	32.931	241.1	12	1:49.619	19.882	33.861	23.058	32.818	240.5		
13	1:49.968	19.854	34.084	23.029	33.001	243.2	13	1:49.736	19.966	33.938	23.037	32.795	241.1		
14	1:50.376	19.941	34.101	23.015	33.319	241.6	14	1:50.492	20.135	34.148	23.069	33.140	241.6		
15	1:50.007	19.904	33.858	22.947	33.298	238.9	15	1:49.747	20.087	33.903	22.864	32.893	238.9		
94 Facundo LLAMBIAS							URY								
Team Estrella Galicia 0,0							HONDA								
1	1:54.077	24.529	33.916	23.002	32.630		1	1:54.077	24.529	33.916	23.002	32.630			
2	1:49.825	19.792	33.999	23.294	32.740	243.2	2	1:49.825	19.792	33.999	23.294	32.740	243.2		
3	1:49.866	20.159	33.509	22.898	33.300	241.6	3	1:49.866	20.159	33.509	22.898	33.300	241.6		
4	1:49.799	20.270	33.352	22.939	33.238	243.8	4	1:49.799	20.270	33.352	22.939	33.238	243.8		
5	1:49.587	20.376	33.657	22.979	32.575	244.9	5	1:49.587	20.376	33.657	22.979	32.575	244.9		
6	1:49.175	19.684	33.742	22.881	32.868	243.2	6	1:49.175	19.684	33.742	22.881	32.868	243.2		
7	1:49.206	20.074	33.703	22.858	32.571	242.7	7	1:49.206	20.074	33.703	22.858	32.571	242.7		
8	1:49.583	19.855	33.611	23.129	32.988	242.1	8	1:49.583	19.855	33.611	23.129	32.988	242.1		
9	1:49.543	19.750	33.802	23.108	32.883	245.4	9	1:49.543	19.750	33.802	23.108	32.883	245.4		
10	1:49.966	20.008	34.219	23.004	32.735	238.4	10	1:49.966	20.008	34.219	23.004	32.735	238.4		
11	1:50.242	20.148	34.245	23.082	32.767	243.2	11	1:50.242	20.148	34.245	23.082	32.767	243.2		
12	1:49.527	19.844	33.776	23.038	32.869	243.2	12	1:49.527	19.844	33.776	23.038	32.869	243.2		
13	1:49.800	20.046	33.923	23.036	32.795	243.2	13	1:49.800	20.046	33.923	23.036	32.795	243.2		
14	1:50.216	19.946	33.923	23.180	33.167	243.2	14	1:50.216	19.946	33.923	23.180	33.167	243.2		
15	1:50.010	20.044	34.038	22.921	33.007	240.0	15	1:50.010	20.044	34.038	22.921	33.007	240.0		
19 Alessandro MOROSI							ITA								
CFMOTO Aspar Junior Team							CFMOTO								
1	1:54.419	24.729	33.888	23.094	32.708		1	1:54.419	24.729	33.888	23.094	32.708			
2	1:49.687	19.916	33.765	23.399	32.607	242.7	2	1:49.687	19.916	33.765	23.399	32.607	242.7		
3	1:49.754	20.164	33.764	22.892	32.934	240.0	3	1:49.754	20.164	33.764	22.892	32.934	240.0		
78 Jakob ROSENTHALER							AUT								
LIQUI MOLY HUSQVARNA INTACT GI							HUSQVARNA								



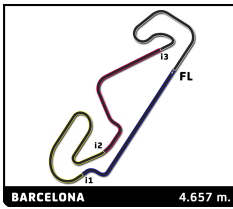
JuniorGP

FIM JuniorGP - CIRCUIT BARCELONA-CATALUNYA

Race 1

Sector Analysis

_ Invalidated Lap							■ Personal Best		■ Session Best		B Crossing the pit lane		
Lap	Time	Sector 1	Sector 2	Sector 3	Sector 4	T.Sp	Lap	Time	Sector 1	Sector 2	Sector 3	Sector 4	T.Sp
4	1:49.406	19.767	33.490	23.074	33.075	241.6	7	1:49.256	19.890	33.581	23.049	32.736	242.7
5	1:49.277	19.930	33.699	22.981	32.667	242.1	8	1:49.460	20.168	33.798	22.907	32.587	243.2
6	1:49.655	19.846	33.765	22.982	33.062	242.7	9	1:49.228	19.898	33.629	23.061	32.640	244.3
7	1:49.498	20.092	33.706	22.975	32.725	241.6	10	1:49.716	20.028	33.983	22.945	32.760	240.5
8	1:49.881	20.021	33.879	23.029	32.952	241.6	11	1:49.995	20.010	34.239	23.063	32.683	244.9
9	1:49.452	19.968	33.956	22.915	32.613	243.8	12	1:49.547	20.093	33.738	22.882	32.834	238.4
10	1:49.358	19.772	33.845	22.992	32.749	243.2	13	1:49.893	20.135	33.863	22.934	32.961	238.9
11	1:49.717	20.007	33.909	22.999	32.802	238.9	14	1:50.109	20.099	33.890	23.199	32.921	237.9
12	1:50.142	20.187	33.908	23.014	33.033	240.5	15	1:50.034	20.172	33.962	23.035	32.865	236.9
13	1:50.131	20.050	33.881	23.187	33.013	242.1	13 Hakim DANISH MYS						
14	1:50.161	19.979	33.998	22.984	33.200	242.1	SIC Racing - MSI KTM						
15	1:50.096	19.958	34.470	22.823	32.845	241.1	1	1:54.964	24.838	34.121	23.131	32.874	
47 Dodo BOGGIO ITA							2	1:49.310	20.244	33.510	22.960	32.596	240.0
EAGLE-1 KTM							3	1:49.754	20.189	34.046	22.790	32.729	241.1
1	1:55.353	25.201	34.071	23.189	32.892		4	1:49.779	20.130	33.645	22.936	33.068	241.1
2	1:49.660	19.935	33.905	23.098	32.722	246.5	5	1:49.949	20.359	33.833	23.078	32.679	240.5
3	1:49.631	20.084	33.772	23.084	32.691	245.4	6	1:49.937	20.469	33.550	23.111	32.807	241.6
4	1:49.153	19.852	33.563	22.916	32.822	244.3	7	1:49.531	20.247	33.604	23.065	32.615	242.1
5	1:50.263	20.296	34.214	23.100	32.653	245.4	8	1:49.517	19.920	33.822	23.084	32.691	240.5
6	1:48.727	19.775	33.527	22.858	32.567	244.3	9	1:49.411	20.059	33.601	22.950	32.801	243.2
7	1:49.582	20.033	33.853	22.995	32.701	242.7	10	1:49.744	20.011	33.884	22.956	32.893	241.1
8	1:49.511	19.968	33.738	23.032	32.773	244.3	11	1:49.164	19.772	33.572	23.058	32.762	241.1
9	1:49.656	19.867	33.988	23.121	32.680	242.7	12	1:49.823	20.185	33.637	22.995	33.006	240.5
10	1:49.227	19.949	33.778	22.880	32.620	245.4	13	1:49.906	20.046	33.838	22.920	33.102	241.1
11	1:49.903	20.015	33.799	22.913	33.176	244.3	14	1:50.088	20.081	33.985	23.036	32.986	239.5
12	1:49.777	20.116	33.760	23.070	32.831	240.0	15	1:49.948	20.164	34.072	22.959	32.753	238.9
13	1:50.087	19.935	34.162	23.046	32.944	243.2	8 Eddie O'SHEA GBR						
14	1:50.066	20.027	33.915	22.978	33.146	240.0	British Talent Team - MLav Racing HONDA						
15	1:49.948	20.070	33.951	22.870	33.057	241.6	1	1:53.897	24.064	34.073	23.077	32.683	
83 Álvaro CARPE ESP							2	1:49.890	19.892	34.003	23.274	32.721	247.1
STV Laglisse Racing HUSQVARNA							3	1:48.808	19.717	33.583	22.941	32.567	247.1
1	1:54.349	24.309			32.798		4	1:49.587	19.840	33.706	23.198	32.843	243.8
2	1:49.713	20.053	33.827	23.119	32.714	242.1	5	1:49.780	19.841	33.812	23.270	32.857	242.7
3	1:49.740	20.125	34.156	22.851	32.608	240.5	6	1:49.602	19.859	34.043	23.031	32.669	244.9
4	1:49.869	19.869	33.575	22.981	33.444	244.3	7	1:49.590	19.816	33.684	23.236	32.854	244.3
5	1:49.128	19.910	33.728	22.794	32.696	244.9	8	1:49.689	19.864	33.793	23.167	32.865	243.8
6	1:49.453	19.938	33.730	22.867	32.918	242.1	9	1:49.699	19.904	33.781	23.129	32.885	242.1
7	1:49.147	19.935	33.609	22.927	32.676	241.6	10	1:49.730	19.872	33.963	22.933	32.962	241.1
8	1:49.987	19.861	34.086	22.916	33.124	242.1	11	1:49.611	19.863	33.775	23.058	32.915	242.7
9	1:49.973	20.044	34.104	22.960	32.865	243.2	12	1:49.870	19.866	33.947	23.100	32.957	242.1
10	1:50.464	20.349	34.208	22.948	32.959	240.0	13	1:49.967	19.822	34.015	23.126	33.004	243.8
11	1:49.376	19.917	33.737	22.970	32.752	241.6	14	1:50.367	19.929	34.029	23.094	33.315	241.1
12	1:49.629	19.894	33.842	22.955	32.938	240.0	15	1:51.697	19.917	33.802	23.034	34.944	239.5
13	1:49.893	19.969	34.035	22.917	32.972	240.5	5 Leo RAMMERSTORFER AUT						
14	1:49.981	19.966	34.008	23.033	32.974	242.7	LIQUI MOLY HUSQVARNA INTACT GI HUSQVARNA						
15	1:50.035	19.878	34.244	22.875	33.038	239.5	1	1:57.498	26.046	34.628	23.438	33.386	
21 Ruché MOODLEY ZAF							2	1:49.330	20.208	33.499	23.074	32.549	241.6
FINETWORK TEAM KTM							3	1:49.602	20.198	33.617	22.922	32.865	243.8
1	1:56.042	25.478	34.412	23.219	32.933		4	1:49.027	19.849	33.426	23.020	32.732	243.8
2	1:49.953	20.411	33.599	23.068	32.875	244.3	5	1:49.230	19.942	33.661	23.009	32.618	244.3
3	1:49.514	20.122	33.758	22.881	32.753	244.9	6	1:49.046	19.762	33.472	23.004	32.808	242.7
4	1:49.734	20.103	33.629	23.027	32.975	240.0	7	1:49.565	20.329	33.692	22.983	32.561	238.4
5	1:49.353	20.066	33.570	23.040	32.677	243.2	8	1:49.541	20.056	33.892	23.007	32.586	243.8
6	1:49.242	20.100	33.464	22.876	32.802	242.7	9	1:49.375	19.837	33.873	22.991	32.674	242.1



JuniorGP

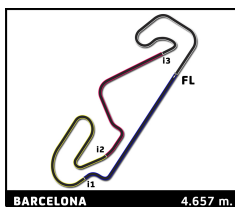
FIM JuniorGP - CIRCUIT BARCELONA-CATALUNYA

Race 1

Sector Analysis

— Invalidated Lap ■ Personal Best ■ Session Best B Crossing the pit lane

Lap	Time	Sector 1	Sector 2	Sector 3	Sector 4	T.Spd	Lap	Time	Sector 1	Sector 2	Sector 3	Sector 4	T.Spd
10	1:49.732	20.051	33.839	23.156	32.686	242.7	13	1:50.943	19.994	33.998	23.517	33.434	237.9
11	1:49.485	19.924	33.727	23.025	32.809	241.6	14	1:51.556	20.170	34.266	23.610	33.510	233.3
12	1:49.518	19.937	33.724	22.982	32.875	240.0	15	1:51.166	20.265	34.192	23.368	33.341	234.8
13	1:50.175	20.059	34.195	23.176	32.745	241.1	91 Kotaro UCHIUMI JPN						
14	1:50.151	20.063	33.888	23.258	32.942	240.5	MTA JUNIOR TEAM KTM						
15	1:50.606	20.109	34.028	23.031	33.438	239.5	1	1:56.921	26.016	34.393	23.516	32.996	
69 Marcos RUDA ESP							2	1:49.857	20.142	33.728	23.200	32.787	244.9
SeventyTwo Artbox Racing Team KTM							3	1:49.729	19.940	33.990	23.052	32.747	246.0
1	1:55.295	24.953	34.072	23.093	33.177		4	1:49.651	19.875	33.521	23.054	33.201	243.8
2	1:49.804	20.079	33.963	23.014	32.748	240.0	5	1:50.028	20.284	33.865	23.156	32.723	244.3
3	1:49.288	19.868	33.775	22.979	32.666	240.0	6	1:49.762	20.110	33.689	23.054	32.909	242.1
4	1:49.475	19.866	33.703	22.966	32.940	239.5	7	1:49.651	19.889	33.827	22.959	32.976	243.8
5	1:49.409	20.156	33.755	22.895	32.603	239.5	8	1:49.577	20.095	33.640	23.069	32.773	243.2
6	1:49.348	19.903	33.658	22.906	32.881	238.9	9	1:49.653	19.990	33.778	23.016	32.869	241.6
7	1:49.561	19.906	33.933	23.014	32.708	240.0	10	1:49.548	19.980	33.837	23.025	32.706	241.6
8	1:49.650	19.805	33.809	23.028	33.008	241.1	11	1:50.490	19.970	33.832	23.330	33.358	238.9
9	1:49.635	19.803	34.041	23.080	32.711	241.1	12	1:50.623	20.264	33.915	23.389	33.055	234.8
10	1:49.469	19.810	33.880	22.954	32.825	240.5	13	1:50.873	20.235	33.962	23.445	33.231	234.8
11	1:50.415	20.014	34.356	23.112	32.933	238.9	14	1:51.748	20.411	34.263	23.633	33.441	230.3
12	1:49.935	19.951	34.126	23.016	32.842	238.9	15	1:51.128	20.297	34.197	23.330	33.304	234.3
13	1:50.250	19.985	33.977	23.288	33.000	241.1	57 Danial SHAHRIL MYS						
14	1:50.198	19.963	33.969	23.105	33.161	241.1	Asia Talent Team HONDA						
15	1:50.181	19.932	34.085	23.089	33.075	242.1	1	1:55.117	24.714	34.057	23.201	33.145	
28 Máximo QUILES ESP							2	1:50.372	19.935	33.900	23.284	33.253	244.9
Team Estrella Galicia 0,0 HONDA							3	1:50.000	20.106	33.685	23.036	33.173	241.1
1	1:53.215	23.646	33.803	22.920	32.846		4	1:50.586	20.267	33.852	23.055	33.412	241.6
2	1:51.420	21.886	33.958	22.992	32.584	239.5	5	1:50.035	20.266	33.849	23.103	32.817	242.1
3	1:48.900	19.965	33.651	22.640	32.644	241.1	6	1:49.770	19.996	33.682	23.091	33.001	241.6
4	1:48.854	19.803	33.456	22.739	32.856	242.7	7	1:49.945	20.073	33.830	23.196	32.846	244.9
5	1:51.550	21.811	34.025	22.978	32.736	243.8	8	1:50.377	20.184	33.966	23.194	33.033	245.4
6	1:48.784	19.829	33.447	22.839	32.669	241.6	9	1:50.521	20.162	33.899	23.213	33.247	241.1
7	1:49.273	19.941	33.677	22.941	32.714	241.6	10	1:50.655	20.033	34.181	23.296	33.145	240.0
8	1:49.345	19.897	33.620	22.957	32.871	241.1	11	1:51.187	20.526	34.098	23.310	33.253	237.4
9	1:49.366	19.862	33.698	22.956	32.850	242.1	12	1:50.737	20.348	34.130	23.195	33.064	234.3
10	1:49.470	19.864	33.727	22.943	32.936	239.5	13	1:50.997	20.352	33.967	23.365	33.313	236.9
11	1:50.074	20.566	33.716	22.911	32.881	238.4	14	1:51.743	20.559	34.353	23.154	33.677	233.3
12	1:49.625	19.951	33.788	22.957	32.929	236.9	15	1:51.400	20.635	34.164	23.236	33.365	228.9
13	1:50.236	20.330	34.090	22.960	32.856	241.1	4 Milan PAWELEC POL						
14	1:50.506	19.724	34.743	23.064	32.975	238.4	STV Laglisse Racing HUSQVARNA						
15	1:49.591	20.144	33.608	22.774	33.065	240.5	1	1:55.574	25.085	34.425	23.292	32.772	
27 Rico SALMELA FIN							2	1:50.023	20.301	33.771	23.103	32.848	240.0
LIQUI MOLY HUSQVARNA INTACT GI HUSQVARNA							3	1:49.605	20.066	33.777	22.988	32.774	236.3
1	1:53.557	24.161	33.846	23.048	32.502		4	1:50.459	20.487	33.787	23.041	33.144	236.3
2	1:49.316	19.817	33.607	23.092	32.800	242.1	5	1:49.573	19.993	33.689	22.989	32.902	238.9
3	1:49.659	20.219	33.738	22.899	32.803	236.9	6	1:50.228	20.052	33.946	23.158	33.072	237.9
4	1:50.794	20.351	33.897	23.146	33.400	232.3	7	1:50.046	20.058	33.783	23.234	32.971	238.4
5	1:51.828	20.709	34.147	23.699	33.273	236.3	8	1:50.350	20.407	33.776	23.162	33.005	239.5
6	1:50.259	20.060	33.882	23.200	33.117	244.9	9	1:50.781	20.646	34.015	23.090	33.030	227.9
7	1:50.032	19.960	34.007	23.083	32.982	244.3	10	1:50.824	20.245	34.287	23.191	33.101	235.3
8	1:49.658	19.918	33.731	23.107	32.902	242.7	11	1:50.731	20.307	33.993	23.398	33.033	237.9
9	1:49.563	19.880	33.753	23.063	32.867	242.1	12	1:50.797	20.409	34.061	23.252	33.075	230.3
10	1:49.641	19.918	33.848	23.043	32.832	240.5	13	1:51.244	20.436	33.960	23.435	33.413	230.3
11	1:50.594	19.868	34.126	23.198	33.402	241.1	14	1:51.823	20.450	34.194	23.363	33.816	232.8
12	1:50.634	20.038	33.971	23.389	33.236	237.9	15	1:51.450	20.975	33.927	23.201	33.347	218.8

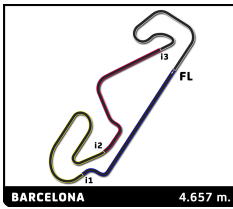


JuniorGP FIM JuniorGP - CIRCUIT BARCELONA-CATALUNYA Race 1

Sector Analysis

Legend: _ Invalidated Lap ■ Personal Best ■ Session Best B Crossing the pit lane													
Lap	Time	Sector 1	Sector 2	Sector 3	Sector 4	T.Sp	Lap	Time	Sector 1	Sector 2	Sector 3	Sector 4	T.Sp
45 Kgototso MONONYANE ZAF							1	1:58.098	26.468	34.746	23.458	33.426	
AGR TEAM KTM							2	1:50.868	20.289	34.130	23.253	33.196	241.6
1	1:56.436	25.679	34.431	23.296	33.030		3	1:50.596	20.120	34.031	23.235	33.210	242.7
2	1:49.974	20.184	33.679	23.188	32.923	239.5	4	1:50.625	20.291	33.862	23.238	33.234	241.1
3	1:49.954	20.198	33.728	23.149	32.879	241.1	5	1:50.243	20.067	33.866	23.245	33.065	243.8
4	1:49.818	20.191	33.539	23.055	33.033	242.7	6	1:50.930	20.248	34.304	23.211	33.167	241.6
5	1:49.720	20.033	33.748	23.155	32.784	242.7	7	1:50.793	20.113	34.076	23.354	33.250	242.1
6	1:49.590	20.045	33.732	23.073	32.740	240.5	8	1:50.990	20.049	34.108	23.566	33.267	242.7
7	1:50.173	20.163	33.939	23.154	32.917	238.9	9	1:51.589	20.540	34.220	23.158	33.671	239.5
8	1:50.234	20.297	34.156	23.059	32.722	240.5	10	1:51.509	20.790	34.436	23.358	32.925	237.9
9	1:50.640	20.350	34.114	23.164	33.012	225.6	11	1:50.337	20.352	33.820	23.057	33.108	242.1
10	1:50.884	20.495	34.044	23.214	33.131	234.8	12	1:50.406	20.272	33.807	23.234	33.093	237.4
11	1:51.020	20.648	34.156	23.119	33.097	238.9	13	1:50.568	20.532	33.871	23.166	32.999	233.3
12	1:50.664	20.362	34.094	23.225	32.983	236.9	14	1:50.512	20.222	34.008	23.174	33.108	237.4
13	1:51.163	20.169	34.022	23.494	33.478	233.8	15	1:50.787	20.160	33.801	23.045	33.781	236.9
14	1:51.784	20.497	34.322	23.180	33.785	232.8	20 Jakkreephat PHUETTISAN THA						
15	1:51.528	20.873	34.140	23.267	33.248	221.4	Honda Racing Thailand HONDA						
52 Evan BELFORD GBR							1	1:58.018	26.025	34.936	23.512	33.545	
British Talent Team - MLav Racing HONDA							2	1:51.724	20.484	34.538	23.428	33.274	237.9
1	1:59.127	26.304	35.201	23.892	33.730		3	1:50.691	20.190	33.998	23.462	33.041	239.5
2	1:50.741	20.494	33.836	23.458	32.953	242.1	4	1:50.448	20.047	34.013	23.371	33.017	241.1
3	1:50.965	20.212	34.070	23.457	33.226	241.6	5	1:49.960	19.884	33.735	23.364	32.977	236.9
4	1:50.120	19.892	34.016	23.393	32.819	246.0	6	1:50.331	20.052	33.778	23.249	33.252	240.0
5	1:50.504	20.334	33.894	23.296	32.980	238.9	7	1:50.892	20.229	33.975	23.442	33.246	242.1
6	1:51.280	20.460	34.106	23.284	33.430	243.2	8	1:51.028	20.046	34.128	23.512	33.342	241.1
7	1:51.216	20.351	34.448	23.474	32.943	243.8	9	1:51.600	20.109	34.096	23.457	33.938	239.5
8	1:50.661	20.184	34.077	23.298	33.102	241.6	10	1:51.500	20.470	34.518	23.355	33.157	237.9
9	1:50.521	19.899	34.027	23.451	33.144	242.7	11	1:50.499	19.990	33.909	23.338	33.262	240.0
10	1:51.459	20.479	34.490	23.393	33.097	234.8	12	1:51.293	20.585	34.042	23.372	33.294	234.8
11	1:50.153	20.152	33.918	23.146	32.937	243.2	13	1:51.109	20.305	34.075	23.446	33.283	240.5
12	1:50.354	20.217	34.109	23.159	32.869	238.4	14	1:51.196	20.102	34.129	23.500	33.465	240.0
13	1:49.895	20.004	33.869	23.106	32.916	241.1	15	1:50.570	20.001	33.842	23.278	33.449	238.4
14	1:50.602	20.270	34.085	23.051	33.196	235.3	36 Angus GRENFELL AUS						
15	1:50.466	20.329	33.954	23.084	33.099	233.3	SeventyTwo Artbox Racing Team KTM						
48 Lenox PHOMMARA CHE							1	1:57.755	26.249	34.760	23.583	33.163	
MTA JUNIOR TEAM KTM							2	1:51.289	20.355	34.549	23.204	33.181	242.7
1	1:57.474	25.606	34.732	23.576	33.560		3	1:50.584	20.148	34.129	23.153	33.154	240.0
2	1:52.038	20.436	35.042	23.368	33.192	242.1	4	1:50.315	20.108	33.873	23.171	33.163	242.1
3	1:51.253	20.236	34.122	23.675	33.220	239.5	5	1:50.367	20.071	33.860	23.232	33.204	239.5
4	1:50.584	20.208	33.897	23.386	33.093	242.1	6	1:52.082	20.229	34.407	23.255	34.191	238.9
5	1:50.386	20.122	33.898	23.337	33.029	238.9	7	1:50.718	20.307	34.163	23.151	33.097	241.6
6	1:51.123	20.254	34.292	23.304	33.273	240.0	8	1:51.063	20.136	34.529	23.197	33.201	242.1
7	1:50.289	20.352	33.779	23.221	32.937	241.1	9	1:50.797	20.063	34.236	23.385	33.113	241.6
8	1:50.294	20.139	33.904	23.270	32.981	238.9	10	1:52.180	20.702	34.895	23.256	33.327	242.1
9	1:51.326	20.035	34.046	23.409	33.836	242.1	11	1:51.142	20.095	34.468	23.649	32.930	240.0
10	1:51.531	20.535	34.466	23.440	33.090	241.1	12	1:50.383	20.059	34.032	23.182	33.110	241.1
11	1:50.666	20.313	34.298	23.219	32.836	242.7	13	1:50.513	20.112	33.976	23.250	33.175	242.7
12	1:50.053	20.127	33.848	23.232	32.846	240.5	14	1:50.961	20.155	34.261	23.198	33.347	242.1
13	1:50.834	20.399	34.159	23.207	33.069	233.3	15	1:50.821	20.391	33.901	23.184	33.345	231.8
14	1:50.582	20.106	34.146	23.387	32.943	240.5	25 Leonardo ABRUZZO ITA						
15	1:50.083	20.054	33.802	23.197	33.030	239.5	MTA JUNIOR TEAM KTM						
56 Amon ODAKI JPN							1	1:56.757	25.340	34.350	23.301	33.766	
Asia Talent Team HONDA							2	1:49.946	20.064	33.834	23.287	32.761	241.1
1	1:56.757	25.340	34.350	23.301	33.766		3	1:50.107	20.254	33.892	23.201	32.760	240.5





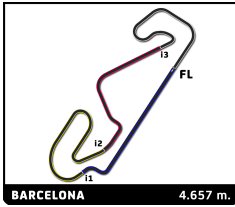
JuniorGP

FIM JuniorGP - CIRCUIT BARCELONA-CATALUNYA

Race 1

Sector Analysis

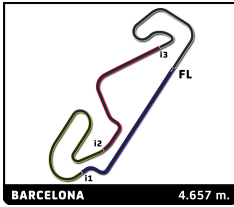
_ Invalidated Lap							■ Personal Best							■ Session Best							B Crossing the pit lane						
Lap	Time	Sector 1	Sector 2	Sector 3	Sector 4	T.Sp	Lap	Time	Sector 1	Sector 2	Sector 3	Sector 4	T.Sp	Lap	Time	Sector 1	Sector 2	Sector 3	Sector 4	T.Sp	Lap	Time	Sector 1	Sector 2	Sector 3	Sector 4	T.Sp
29	Kevin FARKAS						HUN																				
AC RACING TEAM														KTM													
1	1:57.581	25.684	35.052	23.437	33.408																						
2	1:51.330	20.460	34.279	23.196	33.395	236.9																					
3	1:51.157	20.486	34.265	23.246	33.160	240.0																					
4	1:50.719	20.287	33.993	23.281	33.158	237.9																					
5	1:51.475	20.727	34.066	23.370	33.312	237.4																					
6	1:50.738	20.094	34.036	23.362	33.246	238.9																					
7	1:50.903	20.319	34.185	23.360	33.039	240.0																					
8	1:50.991	20.472	34.053	23.195	33.271	237.9																					
9	1:50.676	20.025	34.087	23.362	33.202	238.4																					
10	1:51.813	20.254	34.788	23.427	33.344	237.9																					
11	1:50.745	20.053	34.110	23.487	33.095	241.6																					
12	1:50.855	20.099	33.981	23.327	33.448	240.0																					
13	1:50.850	20.084	34.051	23.421	33.294	236.9																					
14	1:51.006	20.252	34.255	23.258	33.241	238.4																					
15	1:50.768	20.204	34.024	23.259	33.281	238.4																					
41	Aoi UEZU						JPN																				
MTA JUNIOR TEAM														KTM													
1	1:59.571	26.540	35.146	23.784	34.101																						
2	1:52.375	20.437	34.428	23.480	34.030	237.4																					
3	1:52.297	20.530	34.392	23.582	33.793	239.5																					
4	1:52.730	20.680	34.575	23.731	33.744	235.3																					
5	1:52.227	20.669	34.426	23.669	33.463	234.8																					
6	1:51.883	20.405	34.153	23.538	33.787	239.5																					
7	1:52.309	20.421	34.529	23.600	33.759	238.4																					
8	1:52.142	20.576	34.524	23.577	33.465	237.9																					
9	1:51.906	20.657	34.336	23.511	33.402	231.3																					
10	1:51.850	20.414	34.452	23.614	33.370	235.3																					
11	1:51.550	20.552	34.281	23.393	33.324	237.4																					
12	1:51.744	20.426	34.395	23.505	33.418	236.3																					
13	1:52.696	20.573	34.466	23.579	34.078	230.8																					
14	1:52.768	20.797	34.654	23.707	33.610	225.6																					
15	1:52.915	20.808	34.529	23.716	33.862	226.0																					
72	Edoardo LIGUORI						ITA																				
AC RACING TEAM														KTM													
1	1:56.670	24.950	35.020	23.404	33.296																						
2	1:51.046	20.339	33.983	23.250	33.474	238.9																					
3	1:50.791	20.129	33.980	23.366	33.316	241.1																					
4	2:10.831	36.313	37.524	23.462	33.532	241.6																					
5	1:53.936	22.247	34.755	23.489	33.445	237.9																					
6	1:53.963	22.131	34.836	23.449	33.547	238.4																					
7	1:51.424	20.325	34.288	23.382	33.429	238.4																					
8	1:51.521	20.238	34.277	23.526	33.480	237.4																					
9	1:51.366	20.182	34.315	23.527	33.342	236.9																					
10	1:51.598	20.263	34.353	23.530	33.452	236.3																					
11	1:51.305	20.368	34.258	23.354	33.325	235.8																					
12	1:51.332	20.227	34.326	23.359	33.420	236.3																					
13	1:51.523	20.260	34.339	23.408	33.516	234.8																					
14	1:51.637	20.393	34.258	23.398	33.588	230.8																					
15	1:53.713	20.417	34.459	23.479	35.358	229.9																					
67	Casey James O'GORMAN						IRL																				
Team Estrella Galicia 0,0														HONDA													
1	2:08.847	36.893	35.512	23.347	33.095																						
2	1:49.537	19.952	33.739	23.159	32.687	239.5																					
3	1:49.468	19.915	33.594	22.948	33.011	241.6																					
4	1:49.306	19.990	33.552	22.965	32.799	241.6																					
5	1:49.717	19.825	33.757	23.129	33.006	242.7																					
6	1:49.722	19.899	33.806	23.058	32.959	242.1																					
7	1:49.586	19.949	33.661	23.158	32.818	243.2																					
8	1:49.222	19.865	33.609	23.007	32.741	243.2																					
9	1:49.628	19.824	33.660	23.141	33.003	242.1																					
34	Cesare TIEZZI						ITA																				
EAGLE-1														KTM													
1	1:59.496	26.225	35.100	23.965	34.206																						
2	1:52.242	20.309	34.477	23.605	33.851	241.1																					
3	1:52.780	20.267	34.655	23.787	34.071	241.1																					
4	1:52.592	20.274	34.868	23.692	33.758	243.8																					
5	1:51.789	20.205	34.195	23.634	33.755	237.4																					
6	1:52.116	20.277	34.313	23.725	33.801	238.4																					



JuniorGP
FIM JuniorGP - CIRCUIT BARCELONA-CATALUNYA
Race 1

Sector Analysis

													_ Invalidated Lap	■ Personal Best	■ Session Best	B Crossing the pit lane
Lap	Time	Sector 1	Sector 2	Sector 3	Sector 4	T.Sp	Lap	Time	Sector 1	Sector 2	Sector 3	Sector 4	T.Sp			
10	1:50.721	20.264	34.059	23.289	33.109	242.1										
11	1:50.044	20.043	33.821	23.158	33.022	239.5										
12	1:50.141	20.113	33.957	23.058	33.013	239.5										
13	1:50.207	20.138	33.841	23.139	33.089	239.5										
14	2:17.059 B	20.629	35.669	28.253	52.508	229.4										



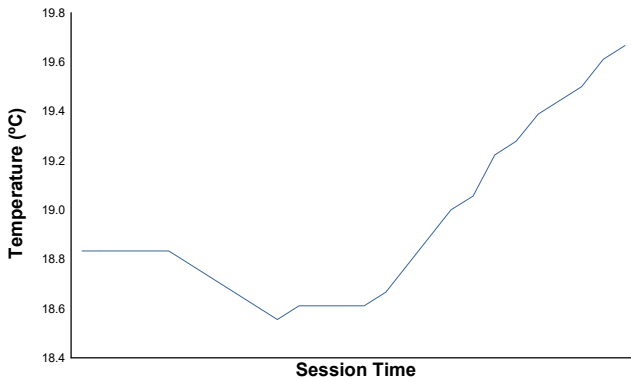
FIM JuniorGP - CIRCUIT BARCELONA-CATALUNYA

JuniorGP

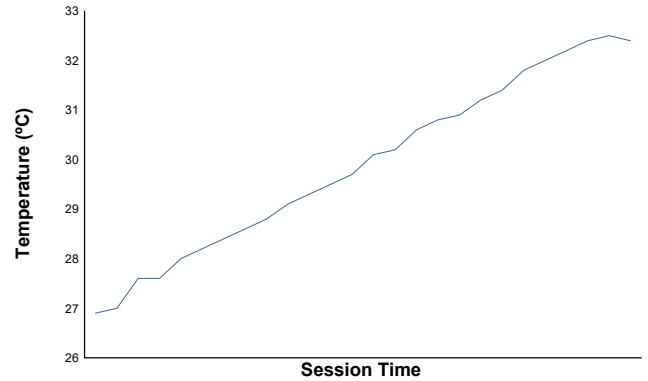
Race 1

Weather Report

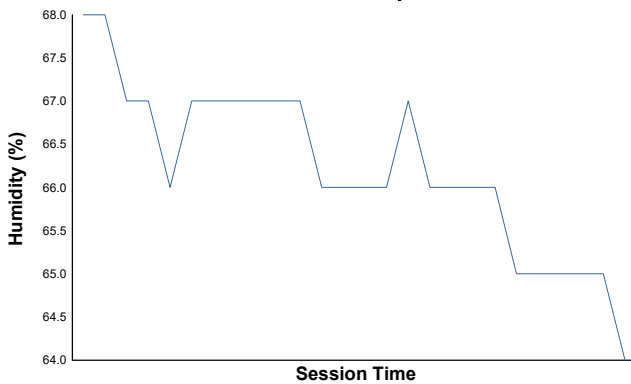
Air Temperature



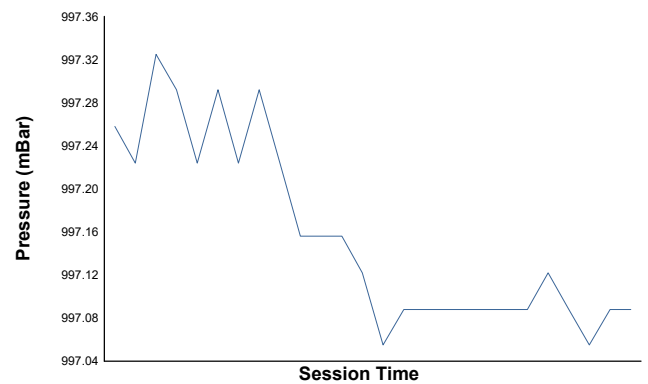
Track Temperature



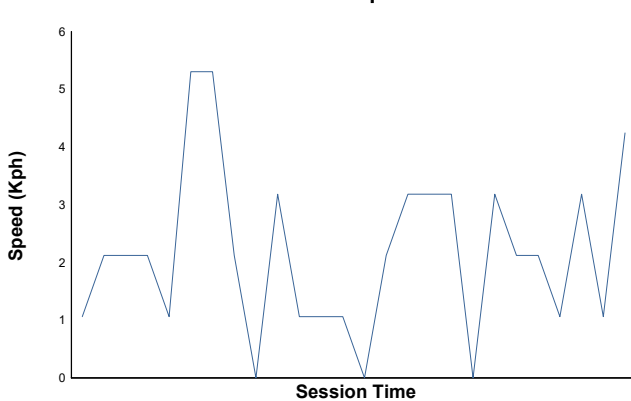
Humidity



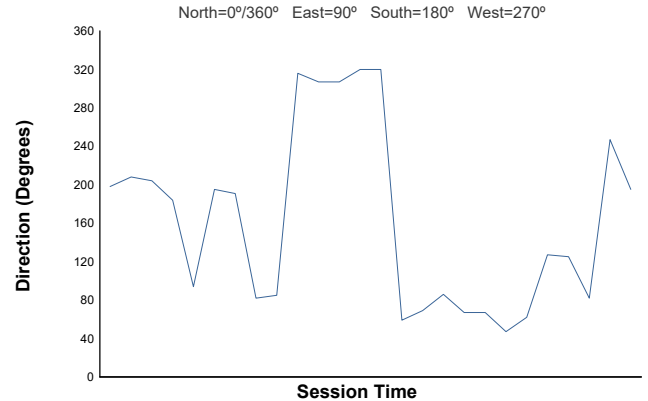
Pressure



Wind Speed



Wind Direction



Track Status: **DRY**