

FIM JUNIORGP WORLD CHAMPIONSHIP - PORTIMAO

Autódromo Internacional do Algarve

JuniorGP

20 - 23 June 2024

Provisional Result RACE 2 - 15 LAPS

Autodromo Internacional Algarve - 4592mtr.


Pos	Nbr	Name / Entrant	Motorcycle	Gap	Total time	Fastest	In	Avg. Speed
1	96	GUIDO PINI SEVENTYTWO ARTBOX RACING TEAM	KTM	-- 15 laps --	27:13.124	1:48.181	10	151.83
2	28	MÁXIMO QUILES TEAM ESTRELLA GALICIA 0,0	HONDA	0.292	27:13.416	1:48.298	15	151.80
3	83	ÁLVARO CARPE STV LAGLI SSE RACING	HUSQVARNA	0.327	27:13.451	1:48.263	10	151.80
4	54	JESÚS RIOS MRE TALENT	KTM	0.364	27:13.488	1:48.079	15	151.80
5	27	RICO SALMELA LIQUI MOLY HUSQVARNA INTACT GP JUNIOR TEAM	HUSQVARNA	4.210	27:17.334	1:48.125	7	151.44
6	67	CASEY JAMES O'GORMAN TEAM ESTRELLA GALICIA 0,0	HONDA	4.292	27:17.416	1:48.555	6	151.43
7	94	FAC UNDO LLAMBIAS TEAM ESTRELLA GALICIA 0,0	HONDA	4.382	27:17.506	1:48.515	10	151.43
8	78	JAKOB ROSENTHALER LIQUI MOLY HUSQVARNA INTACT GP JUNIOR TEAM	HUSQVARNA	16.711	27:29.835	1:49.000	5	150.29
9	11	ADRIÁN CRUCES FINETWORK TEAM	KTM	16.807	27:29.931	1:48.640	6	150.28
10	89	MARCOS URIARTE CFMOTO ASPARJUNIOR TEAM	CFMOTO	17.047	27:30.171	1:48.913	8	150.26
11	13	HAKIM DANISH SIC RACING - MSI	KTM	17.136	27:30.260	1:48.845	5	150.25
12	93	ARBI ADITAMA ASTRA HONDA RACING TEAM	HONDA	25.306	27:38.430	1:49.658	3	149.51
13	21	RUC HÉ MOODLEY FINETWORK TEAM	KTM	25.337	27:38.461	1:49.828	9	149.51
14	5	LEO RAMMERSTORFER LIQUI MOLY HUSQVARNA INTACT GP JUNIOR TEAM	HUSQVARNA	25.439	27:38.563	1:49.837	5	149.50
15	45	KGOPOTSO MONONYANE AGR TEAM	KTM	25.778	27:38.902	1:49.654	5	149.47
16	48	LENOXX PHOMMARA MTA JUNIOR TEAM	KTM	31.063	27:44.187	1:49.241	5	149.00
17	57	DANIAL SHAHRIL ASIA TALENT TEAM	HONDA	31.420	27:44.544	1:50.117	8	148.97
18	91	KOTARO UCHIUMI MTA JUNIOR TEAM	KTM	34.230	27:47.354	1:50.182	8	148.71
19	36	ANGUS GRENFELL SEVENTYTWO ARTBOX RACING TEAM	KTM	37.498	27:50.622	1:50.050	3	148.42
20	20	JAKKREEPHAT PHUETTISAN HONDA RACING THAILAND	HONDA	46.455	27:59.579	1:50.433	3	147.63

Fastest time: 1:48.079 in lap 15 by nbr. 54 : JESÚS RIOS (KTM)

Publication-time

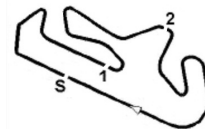
Results: <https://livetiming.raceresults.nu/autodromodoalgarve>

Timekeeping by :

Timekeeper  Miguel C. Calado	Clerck of The Course Glória	Race Director
---	--------------------------------	---------------

Page 1 of 2

Results remain provisional pending technical examination and decisions from the stewards of the meeting



FIM JUNIORGP WORLD CHAMPIONSHIP - PORTIMAO

Autódromo Internacional do Algarve

JuniorGP

20 - 23 June 2024

Provisional Result RACE 2 - 15 LAPS

Autodromo Internacional Algarve - 4592mtr.


Pos	Nbr	Name / Entrant	Motorcycle	Gap	Total time	Fastest	In	Avg. Speed
21	4	MILAN PAWELEC STV LAGLI SSE RACING	HUSQVARNA	46.615	27:59.739	1:50.583	3	147.62
22	29	KEVIN FARKAS AC RACING TEAM	KTM	46.684	27:59.808	1:50.844	5	147.61
23	72	EDOARDO LIGUORI AC RACING TEAM	KTM	47.205	28:00.329	1:51.229	7	147.57
24	56	AMON ODAKI ASIA TALENT TEAM	HONDA	52.125	28:05.249	1:49.557	5	147.14
25	41	AOI UEZU MTA JUNIOR TEAM	KTM	1:17.785	28:30.909	1:52.452	9	144.93
26	17	GEOFFREY EMMANUEL AGR TEAM	KTM	1:32.462	28:45.586	1:51.978	3	143.70
27	2	LORIS SCHÖNROCK F. KOCH RENNSPORT	KTM	1:54.781	29:07.905	1:55.878	11	141.86
28	34	CESARE TIEZZI EAGLE-1	KTM	-- 13 laps --	25:07.652	1:49.738	5	142.54
29	47	DODO BOGGIO EAGLE-1	KTM	-- 11 laps --	20:23.486	1:48.913	3	148.62
Not Classified Classification limit (75% of 15 Laps) = 11 Laps								
DNC	19	ALESSANDRO MOROSI CFMOTO ASPARJUNIOR TEAM	CFMOTO	-- 2 laps --	3:42.089	1:49.599	2	148.87
DNC	14	CORMAC BUCHANAN AGR TEAM	KTM	1:05.057	4:47.146			115.14
DNC	52	EVAN BELFORD BRITISH TALENT TEAM - MLAV RACING	HONDA	1:36.979	5:19.068			103.62

Fastest time: 1:48.079 in lap 15 by nbr. 54 : JESÚS RICOS (KTM)

Publication-time

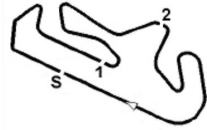
Results: <https://livetiming.raceresults.nu/autodromodoalgarve>

Timekeeping by :

Timekeeper  Miguel C. Calado Glória	Clerck of The Course	Race Director
--	----------------------	---------------

Page 2 of 2

Results remain provisional pending technical examination and decisions from the stewards of the meeting



FIM JUNIORGP WORLD CHAMPIONSHIP - PORTIMAO

JuniorGP - RACE 2 - 15 LAPS

Autódromo Internacional do Algarve

20 - 23 June 2024

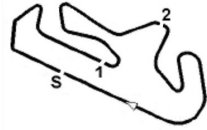
Autodromo Internacional Algarve - 4592mtr.

Pos	No	Name	Lap	1	2	3	4	5	6	7	8	9	10	11	12	13	14	15
1	96	GUIDO PINI		96	83	28	83	96	96	83	96	96	96	96	96	96	96	96
2	28	MÁXIMO QUI ILES		83	28	94	67	54	54	54	28	28	28	28	28	28	83	28
3	83	ÁLVARO CARPE		54	54	83	54	83	67	96	54	54	54	54	83	83	28	83
4	54	JESÚS RIOS		28	96	67	28	67	83	94	67	83	83	83	54	54	54	54
5	27	RIC O SALMELA		94	94	96	96	94	94	67	94	67	67	94	94	94	67	27
6	67	CASEY JAMES O'GORMAN		67	67	54	94	28	28	28	83	27	94	67	27	67	27	67
7	94	FACUNDO LLAMBIAS		78	13	78	78	27	27	27	27	94	27	27	67	27	94	94
8	78	JAKOB ROSENTHALER		89	78	11	13	13	78	78	78	89	78	13	78	78	78	78
9	11	ADRIÁN CRUCES		13	11	13	27	78	13	11	11	78	13	78	89	89	89	11
10	89	MARCOS URIARTE		11	89	27	11	89	11	89	89	11	89	89	11	11	11	89
11	13	HAK IM DANISH		19	27	89	89	11	89	13	13	13	11	11	13	13	13	13
12	93	ARBI ADITAMA		47	19	47	47	21	21	56	56	56	21	21	21	21	21	93
13	21	RUCHÉ MOODLEY		27	47	93	93	93	56	21	93	21	93	5	5	93	93	21
14	5	LEO RAMMERSTORFER		21	21	21	21	56	48	5	21	93	5	45	93	5	45	5
15	45	KGOPOTSO MONONYANE		4	93	5	5	5	93	93	45	48	45	93	45	45	5	45
16	48	LEN OXX PHOMMARA		93	5	56	56	48	5	45	5	5	48	48	34	48	48	48
17	57	DANIAL SHAHR IL		5	56	48	48	45	45	48	48	45	34	34	48	57	57	57
18	91	KOTARO UCHIUMI		14	4	57	45	57	57	36	36	34	57	57	57	91	91	91
19	36	ANGUS GRENFELL		91	48	4	57	36	36	34	34	36	36	36	36	36	36	36
20	20	JAKKREEPHAT PHUETTISAN		52	57	45	4	91	91	91	91	91	91	91	91	20	29	20
21	4	MILAN PAWELEC		48	45	91	91	34	34	57	57	57	47	47	20	4	20	4
22	29	KEVIN FARKAS		56	91	36	36	4	4	4	4	47	47	4	20	4	29	4
23	72	EDOARDO LIGUORI		57	36	20	34	20	20	29	4	4	20	4	29	72	72	72
24	56	AMON ODAKI		20	20	34	20	29	29	20	29	20	29	29	72	56	56	56
25	41	AOI UEZU		45	34	29	29	72	72	47	20	29	72	72	56	41	41	41
26	17	GEOFFREY EMMANUEL		36	29	72	72	47	47	72	72	72	56	56	41	17	17	17
27	2	LORIS SCHÖNROCK		34	72	17	17	17	17	17	17	17	17	41	17	34	2	2

Fastest time : 1:48.079 in lap 15 by nbr. 54 : JESÚS RIOS (KTM)

Timekeeping by :

Results: <https://livetiming.raceresults.nu/autodromodoalgarve>



FIM JUNIORGP WORLD CHAMPIONSHIP - PORTIMAO

JuniorGP - RACE 2 - 15 LAPS

Autódromo Internacional do Algarve

20 - 23 June 2024

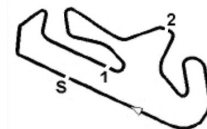
Autodromo Internacional Algarve - 4592mtr.

Pos	No	Name	Lap	1	2	3	4	5	6	7	8	9	10	11	12	13	14	15
28	34	CESARE TIEZZI		72	17	41	41	41	41	41	41	41	41	17	2	2		
29	47	DODO BOGGIO		29	41	2	2	2	2	2	2	2	2					
30	19	ALESSANDRO MOROSI		17	2													
31	14	CORMAC BUCHANAN		41	14													
32	52	EVAN BELFORD		2	52													

Fastest time : 1:48.079 in lap 15 by nbr. 54 : JESÚS RIOS (KTM)

Timekeeping by :

Results: <https://livetiming.raceresults.nu/autodromodoalgarve>



FIM JUNIORGP WORLD CHAMPIONSHIP - PORTIMAO

Autódromo Internacional do Algarve

JuniorGP

20 - 23 June 2024

Laps and Sector Times - RACE 2 - 15 LAPS

Autodromo Internacional Algarve - 4592mtr.

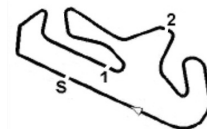
2										LORIS SCHÖNROCK										KTM									
lap	Sect-1	Speed	Sect-2	Speed	Sect-3	Speed	TopSpeed	laptime	pit	lap	Sect-1	Speed	Sect-2	Speed	Sect-3	Speed	Topspeed	laptime	pit	lap	Sect-1	Speed	Sect-2	Speed	Sect-3	Speed	Topspeed	laptime	pit
1		93.9	32.654	111.7	<u>43.929</u>		166.4	1:59.071		9	38.644	89.6	32.782	109.3	44.831		216.4	1:56.257		10	38.442	95.2	33.206	110.8	44.914		215.6	1:56.562	
2	38.688	94.3	33.234	110.8	44.493		<u>222.2</u>	1:56.415		11	38.769	93.3	32.701	109.2	44.408		211.4	<u>1:55.878</u>		12	<u>38.262</u>	100.7	33.242	113.9	44.605		215.1	1:56.109	
3	38.622	97.6	32.967	110.3	44.698		218.6	1:56.287		13	38.752	92.9	32.533	<u>116.4</u>	44.786		214.3	1:56.071		14	38.790	96.6	32.944	112.4	44.232		212.6	1:55.966	
4	38.605	93.4	32.575	111.7	45.731		216.0	1:56.911		15	38.886	92.3	<u>32.532</u>	108.8	44.836		212.6	1:56.254		16									
5	38.622	95.2	32.955	110.0	44.524		216.0	1:56.101																					
6	38.458	97.4	33.061	108.3	44.805		216.0	1:56.324																					
7	38.516	<u>102.6</u>	33.899	111.1	44.807		215.1	1:57.222																					
8	38.615	96.5	32.947	109.3	44.915		215.6	1:56.477																					

4										MILAN PAWELEC										HUSQVARNA									
lap	Sect-1	Speed	Sect-2	Speed	Sect-3	Speed	TopSpeed	laptime	pit	lap	Sect-1	Speed	Sect-2	Speed	Sect-3	Speed	Topspeed	laptime	pit	lap	Sect-1	Speed	Sect-2	Speed	Sect-3	Speed	Topspeed	laptime	pit
1		94.4	31.680	115.0	42.518		154.9	1:53.854		9	37.298	99.1	31.760	117.5	43.303		220.9	1:52.361		10	37.263	104.8	31.899	116.8	43.627		217.3	1:52.789	
2	<u>36.821</u>	96.4	31.713	116.6	42.695		230.8	1:51.229		11	37.504	97.3	31.870	112.1	42.863		218.6	1:52.237		12	37.081	95.3	<u>31.248</u>	<u>122.4</u>	42.689		228.3	1:51.018	
3	37.185	97.6	31.290	119.1	<u>42.108</u>		<u>231.8</u>	<u>1:50.583</u>		13	37.398	97.7	31.580	120.8	43.316		224.5	1:52.294		14	37.062	99.8	31.648	118.3	43.021		225.5	1:51.731	
4	37.081	95.3	<u>31.248</u>	<u>122.4</u>	42.689		228.3	1:51.018		15	37.159	99.5	31.509	113.4	42.694		217.7	1:51.362		16	37.356	103.1	31.739	116.5	43.313		216.4	1:52.408	
5	37.340	96.5	31.691	116.9	42.578		229.3	1:51.609																					
6	37.062	99.8	31.648	118.3	43.021		225.5	1:51.731																					
7	37.336	99.3	31.678	118.2	42.918		219.1	1:51.932																					
8	37.356	103.1	31.739	116.5	43.313		216.4	1:52.408																					

5										LEO RAMMERSTORFER										HUSQVARNA									
lap	Sect-1	Speed	Sect-2	Speed	Sect-3	Speed	TopSpeed	laptime	pit	lap	Sect-1	Speed	Sect-2	Speed	Sect-3	Speed	Topspeed	laptime	pit	lap	Sect-1	Speed	Sect-2	Speed	Sect-3	Speed	Topspeed	laptime	pit
1		92.7	31.637	115.0	42.250		155.6	1:53.902		9	36.706	99.0	31.143	117.0	42.216		230.8	1:50.065		10	<u>36.675</u>	97.6	31.179	116.0	42.206		230.8	1:50.060	
2	37.251	95.7	31.124	<u>123.1</u>	42.196		230.3	1:50.571		11	36.719	98.3	31.108	121.5	42.510		227.4	1:50.337		12	36.863	96.2	<u>31.006</u>	122.3	42.082		224.5	1:49.951	
3	36.921	96.9	31.271	119.2	41.927		228.3	1:50.119		13	37.056	96.4	31.288	116.9	42.343		220.0	1:50.687		14	37.120	97.3	31.355	119.6	42.164		227.8	1:50.337	
4	36.863	96.2	<u>31.006</u>	122.3	42.082		224.5	1:49.951		15	36.864	100.7	31.347	118.9	42.051		224.5	1:50.262		16	37.152	99.1	31.139	119.5	42.354		237.4	1:50.645	
5	36.986	97.5	31.073	119.2	<u>41.778</u>		229.3	<u>1:49.837</u>																					
6	37.120	97.3	31.355	116.1	41.919		232.3	1:50.394																					
7	37.152	99.1	31.139	119.5	42.354		<u>237.4</u>	1:50.645																					
8	37.138	<u>101.9</u>	31.137	120.7	41.904		228.3	1:50.179																					

11										ADRIÁN CRUCES										KTM									
lap	Sect-1	Speed	Sect-2	Speed	Sect-3	Speed	TopSpeed	laptime	pit	lap	Sect-1	Speed	Sect-2	Speed	Sect-3	Speed	Topspeed	laptime	pit	lap	Sect-1	Speed	Sect-2	Speed	Sect-3	Speed	Topspeed	laptime	pit
1		97.9	31.395	119.9	41.942		153.0	1:52.245		9	36.726	103.7	30.987	<u>127.8</u>	42.544		230.3	1:50.257		10	37.034	101.6	31.441	113.7	42.492		227.4	1:50.967	
2	36.384	103.5	31.100	121.9	41.955		<u>237.4</u>	1:49.439		11	36.725	98.5	31.342	118.0	42.404		229.8	1:50.471		12	36.276	102.4	30.912	120.8	41.871		235.3	1:49.059	
3	36.276	102.4	30.912	120.8	41.871		224.1	1:49.313		13	36.738	105.7	31.262	116.9	42.730		226.9	1:50.730		14	36.645	101.3	30.897	121.8	41.771		235.8	1:49.425	
4	36.645	101.3	30.897	121.8	41.771		224.1	1:49.313		15	36.659	103.5	31.244	119.6	41.896		229.3	1:49.799		16	36.486	101.7	<u>30.833</u>	119.9	42.106		236.8	<u>1:48.640</u>	
5	36.486	101.7	<u>30.833</u>	119.9	42.106		235.8	1:49.425																					
6	<u>35.977</u>	105.3	30.986	119.6	<u>41.677</u>		236.8	<u>1:48.640</u>																					
7	36.343	104.5	30.915	119.7	41.841		230.8	1:49.099																					
8	36.103	105.5	30.925	119.7	42.125		234.3	1:49.153																					

13										HAKIM DANISH										KTM									
lap	Sect-1	Speed	Sect-2	Speed	Sect-3	Speed	TopSpeed	laptime	pit	lap	Sect-1	Speed	Sect-2	Speed	Sect-3	Speed	Topspeed	laptime	pit	lap	Sect-1	Speed	Sect-2	Speed	Sect-3	Speed	Topspeed	laptime	pit
1		100.4	31.071	<u>127.2</u>	41.865		153.6	1:52.148		9	36.313	104.5	31.173	121.3	42.627		232.8	1:50.113		10	<u>36.140</u>	105.6	31.096	119.2	42.039		<u>242.2</u>	1:49.275	
2	<u>36.140</u>	105.6	31.096	119.2	42.039		<u>242.2</u>	1:49.275																					



FIM JUNIORGP WORLD CHAMPIONSHIP - PORTIMAO

Autódromo Internacional do Algarve

JuniorGP

20 - 23 June 2024

Laps and Sector Times - RACE 2 - 15 LAPS

Autodromo Internacional Algarve - 4592mtr.

3	36.706	103.9	31.039	119.9	<u>41.628</u>	226.4	1:49.373	11	36.745	105.1	31.416	118.7	42.678	224.1	1:50.839
4	36.337	103.7	<u>30.868</u>	119.3	41.934	231.8	1:49.139	12	37.090	<u>114.0</u>	33.711	120.5	42.437	224.1	1:53.238
5	36.189	103.9	30.982	118.0	41.674	227.8	<u>1:48.845</u>	13	36.505	108.0	31.417	122.2	42.276	221.3	1:50.198
6	36.143	104.8	31.072	121.5	42.077	231.3	1:49.292	14	36.528	105.7	31.268	116.0	42.059	220.9	1:49.855
7	36.772	98.1	31.050	117.0	41.715	229.8	1:49.537	15	36.450	102.8	30.990	122.0	41.651	221.3	1:49.091
8	36.392	101.4	30.898	117.5	41.646	237.9	1:48.936	16							

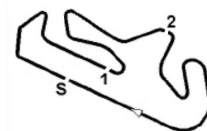
14 CORMAC BUCHANAN									KTM										
lap	Sect-1	Speed	Sect-2	Speed	Sect-3	Speed	TopSpeed	laptime	pit	lap	Sect-1	Speed	Sect-2	Speed	Sect-3	Speed	Topspeed	laptime	pit
1		99.7	<u>31.166</u>	<u>116.9</u>	<u>44.128</u>		144.2	1:53.936		2	<u>36.485</u>	<u>100.1</u>	1:00.198	76.3	Pit In		<u>233.3</u>	<u>2:53.210</u>	

17 GEOFFREY EMMANUEL									KTM										
lap	Sect-1	Speed	Sect-2	Speed	Sect-3	Speed	TopSpeed	laptime	pit	lap	Sect-1	Speed	Sect-2	Speed	Sect-3	Speed	Topspeed	laptime	pit
1		94.2	32.219	107.9	43.001		166.9	1:56.830		9	37.855	98.8	32.297	109.1	43.319		217.3	1:53.471	
2	37.258	98.1	31.963	<u>116.6</u>	42.838		<u>231.8</u>	1:52.059		10	37.985	<u>102.4</u>	32.158	113.3	43.117		214.3	1:53.260	
3	<u>37.231</u>	100.0	31.987	112.0	<u>42.760</u>		226.4	<u>1:51.978</u>		11	37.596	101.5	50.673	102.3	44.361		214.7	2:12.630	
4	37.501	99.5	<u>31.655</u>	113.2	42.899		220.4	1:52.055		12	38.853	94.4	33.278	109.4	43.767		210.9	1:55.898	
5	37.437	96.4	31.825	115.5	43.224		224.1	1:52.486		13	38.633	98.0	32.916	108.1	43.704		210.9	1:55.253	
6	37.451	97.8	31.907	111.6	42.969		225.0	1:52.327		14	38.280	96.9	32.712	110.5	43.710		211.4	1:54.702	
7	37.393	102.1	31.960	109.0	42.969		219.5	1:52.322		15	38.530	97.2	32.792	113.2	43.725		210.1	1:55.047	
8	39.719	97.1	32.482	106.7	43.067		217.7	1:55.268		16									

19 ALESSANDRO MOROSI									CFMOTO										
lap	Sect-1	Speed	Sect-2	Speed	Sect-3	Speed	TopSpeed	laptime	pit	lap	Sect-1	Speed	Sect-2	Speed	Sect-3	Speed	Topspeed	laptime	pit
1		96.3	31.468	<u>121.2</u>	<u>41.963</u>		153.0	1:52.490		2	36.494	98.2	<u>31.078</u>	118.8	42.027		237.9	<u>1:49.599</u>	

20 JAKKREEPHAT PHUETTI SAN									HONDA										
lap	Sect-1	Speed	Sect-2	Speed	Sect-3	Speed	TopSpeed	laptime	pit	lap	Sect-1	Speed	Sect-2	Speed	Sect-3	Speed	Topspeed	laptime	pit
1		88.5	31.904	112.7	<u>42.588</u>		167.4	1:55.074		9	37.188	97.6	31.487	115.3	43.386		229.3	1:52.061	
2	37.235	95.1	31.696	117.6	42.797		235.3	1:51.728		10	36.940	<u>101.3</u>	31.565	110.2	43.255		226.4	1:51.760	
3	<u>36.621</u>	96.3	<u>31.193</u>	114.6	42.619		<u>237.9</u>	<u>1:50.433</u>		11	37.140	98.9	31.797	114.0	43.124		223.1	1:52.061	
4	37.039	97.0	31.419	111.6	43.531		231.3	1:51.989		12	37.200	94.2	31.895	110.1	43.175		224.5	1:52.270	
5	36.729	93.1	31.520	117.0	42.958		233.8	1:51.207		13	37.345	97.2	31.650	113.3	43.292		223.6	1:52.287	
6	37.294	98.0	32.127	111.3	43.240		229.3	1:52.661		14	37.536	97.4	31.667	113.3	42.749		225.0	1:51.952	
7	36.771	100.7	31.767	114.4	42.921		227.8	1:51.459		15	37.094	95.6	31.526	<u>119.9</u>	42.857		226.4	1:51.477	
8	36.949	99.8	31.314	119.5	42.897		223.6	1:51.160		16									

21 RUCHE MOODLEY									KTM										
lap	Sect-1	Speed	Sect-2	Speed	Sect-3	Speed	TopSpeed	laptime	pit	lap	Sect-1	Speed	Sect-2	Speed	Sect-3	Speed	Topspeed	laptime	pit
1		95.3	31.482	117.6	42.507		152.8	1:53.373		9	<u>36.063</u>	105.5	31.507	<u>121.8</u>	42.258		<u>235.8</u>	<u>1:49.828</u>	
2	36.624	100.3	31.283	117.4	42.206		232.8	1:50.113		10	36.489	102.6	31.318	113.8	42.238		230.3	1:50.045	
3	36.692	98.9	31.543	115.4	<u>41.810</u>		231.3	1:50.045		11	36.588	103.4	31.469	114.2	42.440		224.1	1:50.497	
4	36.708	98.4	<u>31.050</u>	112.6	42.343		229.8	1:50.101		12	36.666	105.0	31.605	116.3	42.261		223.1	1:50.532	
5	36.921	96.3	31.340	114.4	42.149		230.3	1:50.410		13	36.616	103.6	31.551	116.6	42.482		224.1	1:50.649	
6	36.920	100.1	31.090	113.7	42.264		227.4	1:50.274		14	37.022	<u>105.9</u>	31.676	115.0	42.385		225.0	1:51.083	
7	37.364	99.6	31.519	116.9	42.146		223.6	1:51.029		15	36.806	101.4	31.402	114.5	42.152		220.4	1:50.360	
8	36.826	98.0	31.190	114.9	42.106		227.8	1:50.122		16									



FIM JUNIORGP WORLD CHAMPIONSHIP - PORTIMAO

Autódromo Internacional do Algarve

JuniorGP

20 - 23 June 2024

Laps and Sector Times - RACE 2 - 15 LAPS

Autodromo Internacional Algarve - 4592mtr.

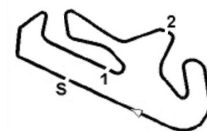
27 RICO SALMELA										HUSQVARNA									
lap	Sect-1	Speed	Sect-2	Speed	Sect-3	Speed	TopSpeed	laptime	pit	lap	Sect-1	Speed	Sect-2	Speed	Sect-3	Speed	Topspeed	laptime	pit
1		99.2	31.503	<u>124.3</u>	41.827		148.4	1:52.720		9	36.083	98.2	30.783	118.9	41.523		<u>236.3</u>	1:48.389	
2	36.273	98.5	31.195	117.9	41.628		232.3	1:49.096		10	36.449	103.0	30.970	117.5	41.488		<u>236.3</u>	1:48.907	
3	36.588	96.5	30.985	119.3	41.485		233.8	1:49.058		11	36.241	99.6	30.914	118.9	42.032		234.8	1:49.187	
4	36.450	99.4	30.810	118.6	41.862		233.3	1:49.122		12	36.180	101.2	30.845	120.1	41.629		229.8	1:48.654	
5	<u>35.850</u>	100.2	30.958	118.3	41.701		233.3	1:48.509		13	36.110	<u>108.3</u>	31.355	121.1	41.649		230.8	1:49.114	
6	36.072	101.7	30.973	119.7	41.621		230.8	1:48.666		14	36.291	99.4	30.845	116.4	42.090		228.8	1:49.226	
7	36.000	101.6	30.805	121.9	<u>41.320</u>		229.8	<u>1:48.125</u>		15	36.535	101.4	31.023	123.6	42.028		220.4	1:49.586	
8	36.498	97.9	<u>30.775</u>	120.3	41.702		234.3	1:48.975		16									

28 MÁXIMO QUILES										HONDA									
lap	Sect-1	Speed	Sect-2	Speed	Sect-3	Speed	TopSpeed	laptime	pit	lap	Sect-1	Speed	Sect-2	Speed	Sect-3	Speed	Topspeed	laptime	pit
1		99.1	30.961	116.9	41.424		146.1	1:50.790		9	36.316	101.6	30.797	117.1	41.430		229.3	1:48.543	
2	36.300	101.5	30.876	118.3	<u>41.349</u>		234.8	1:48.525		10	36.181	102.1	30.751	117.0	41.544		227.8	1:48.476	
3	36.219	100.9	31.025	117.9	42.015		229.3	1:49.259		11	36.355	98.6	30.851	119.7	41.853		229.3	1:49.059	
4	36.748	101.0	30.995	120.4	41.892		224.1	1:49.635		12	<u>36.094</u>	102.6	30.910	117.3	41.558		232.8	1:48.562	
5	36.796	99.5	30.751	118.2	41.586		228.8	1:49.133		13	36.179	102.3	30.858	121.2	41.673		229.8	1:48.710	
6	36.690	99.5	30.871	117.3	41.477		<u>241.6</u>	1:49.038		14	36.169	102.3	30.837	118.4	41.409		230.8	1:48.415	
7	36.110	100.5	30.857	115.6	41.566		234.3	1:48.533		15	36.371	102.1	<u>30.576</u>	<u>123.0</u>	41.351		225.0	<u>1:48.298</u>	
8	36.162	<u>102.9</u>	30.873	116.9	41.405		233.8	1:48.440		16									

29 KEVIN FARKAS										KTM									
lap	Sect-1	Speed	Sect-2	Speed	Sect-3	Speed	TopSpeed	laptime	pit	lap	Sect-1	Speed	Sect-2	Speed	Sect-3	Speed	Topspeed	laptime	pit
1		94.1	32.071	107.7	42.730		163.1	1:56.673		9	37.007	98.6	31.728	109.8	43.453		227.8	1:52.188	
2	37.213	96.6	31.735	116.0	42.425		<u>233.8</u>	1:51.373		10	37.079	97.6	31.650	114.5	43.030		232.8	1:51.759	
3	37.147	96.6	31.619	114.8	42.499		230.8	1:51.265		11	37.199	97.6	31.864	112.5	43.080		224.1	1:52.143	
4	37.453	96.5	31.623	114.5	42.562		223.6	1:51.638		12	37.517	90.0	31.833	113.4	42.910		226.9	1:52.260	
5	36.972	95.6	31.550	114.5	<u>42.322</u>		229.8	<u>1:50.844</u>		13	37.547	93.5	31.750	114.6	42.951		222.7	1:52.248	
6	36.863	96.0	31.520	113.8	43.048		229.3	1:51.431		14	37.092	98.7	31.711	<u>118.8</u>	42.658		222.2	1:51.461	
7	<u>36.843</u>	98.4	31.895	113.8	42.587		231.3	1:51.325		15	37.199	<u>99.4</u>	31.725	117.6	43.120		220.0	1:52.044	
8	37.446	97.3	<u>31.253</u>	<u>118.8</u>	42.457		224.5	1:51.156		16									

34 CESARE TIEZZI										KTM									
lap	Sect-1	Speed	Sect-2	Speed	Sect-3	Speed	TopSpeed	laptime	pit	lap	Sect-1	Speed	Sect-2	Speed	Sect-3	Speed	Topspeed	laptime	pit
1		98.8	31.865	113.9	42.697		162.7	1:55.938		8	36.643	98.9	<u>31.164</u>	119.1	42.464		228.8	1:50.271	
2	36.743	98.1	31.853	121.8	42.389		234.3	1:50.985		9	36.435	102.1	31.193	121.5	42.341		232.3	1:49.969	
3	36.592	99.4	31.413	120.1	42.380		<u>238.4</u>	1:50.385		10	36.517	103.3	31.275	121.1	42.385		226.4	1:50.177	
4	37.117	96.9	31.301	125.0	42.344		233.8	1:50.762		11	36.546	104.3	31.418	122.2	42.618		226.4	1:50.582	
5	36.496	97.3	31.168	123.6	<u>42.074</u>		231.3	<u>1:49.738</u>		12	36.678	<u>105.5</u>	31.527	125.7	42.773		225.0	1:50.978	
6	<u>36.394</u>	98.6	31.288	117.6	42.175		231.3	1:49.857		13	37.060	103.7	31.766	126.9	Pit In		222.2	<u>2:57.346</u>	
7	36.829	104.4	31.416	<u>129.5</u>	42.419		233.8	1:50.664		14									

36 ANGUS GRENFELL										KTM									
lap	Sect-1	Speed	Sect-2	Speed	Sect-3	Speed	TopSpeed	laptime	pit	lap	Sect-1	Speed	Sect-2	Speed	Sect-3	Speed	Topspeed	laptime	pit
1		98.6	31.878	110.9	42.339		160.2	1:55.389		9	36.823	105.1	31.387	113.9	42.625		228.3	1:50.835	
2	37.066	97.2	31.705	114.5	42.335		<u>238.4</u>	1:51.106		10	37.338	104.7	31.812	117.4	42.656		229.3	1:51.806	
3	36.585	98.6	<u>31.192</u>	110.7	42.273		233.8	<u>1:50.050</u>		11	37.174	104.5	31.405	113.7	42.486		219.1	1:51.065	



FIM JUNIORGP WORLD CHAMPIONSHIP - PORTIMAO

Autódromo Internacional do Algarve

JuniorGP

20 - 23 June 2024

Laps and Sector Times - RACE 2 - 15 LAPS

Autodromo Internacional Algarve - 4592mtr.

4	36.772	97.6	31.280	112.0	42.226	231.3	1:50.278	12	36.735	102.7	31.545	117.3	42.943	227.4	1:51.223
5	<u>36.519</u>	99.1	31.363	114.3	42.376	237.9	1:50.258	13	37.197	<u>107.9</u>	32.293	114.8	43.118	226.4	1:52.608
6	36.767	99.0	31.227	114.6	<u>42.106</u>	234.3	1:50.100	14	37.373	99.0	31.473	113.2	43.134	225.0	1:51.980
7	36.641	102.0	31.322	<u>117.5</u>	42.533	229.8	1:50.496	15	37.241	101.1	31.914	117.0	43.464	222.2	1:52.619
8	36.999	100.9	31.228	114.2	42.582	225.9	1:50.809	16							

41 AOI UEZU									KTM								
lap	Sect-1	Speed	Sect-2	Speed	Sect-3	Speed	TopSpeed	laptime pit	lap	Sect-1	Speed	Sect-2	Speed	Sect-3	Speed	Topspeed	laptime pit
1		94.2	32.415	109.6	43.061		166.9	1:57.701	9	37.308	101.5	<u>31.963</u>	114.5	43.181		218.2	<u>1:52.452</u>
2	37.331	97.0	32.362	112.4	<u>43.056</u>		<u>228.3</u>	1:52.749	10	<u>37.249</u>	100.9	31.966	113.1	43.300		219.5	1:52.515
3	37.492	101.1	32.244	115.1	43.355		223.1	1:53.091	11	37.534	98.5	32.745	115.0	43.765		216.4	1:54.044
4	37.566	99.4	32.164	112.1	43.584		218.2	1:53.314	12	37.619	101.8	33.682	<u>116.6</u>	44.347		212.6	1:55.648
5	37.817	97.5	32.312	112.5	43.619		221.3	1:53.748	13	37.368	<u>107.1</u>	36.915	107.9	43.825		213.9	1:58.108
6	37.974	99.2	32.342	113.1	43.551		219.1	1:53.867	14	37.922	98.1	32.262	114.2	43.541		215.6	1:53.725
7	37.402	101.0	32.319	113.4	43.391		217.7	1:53.112	15	37.948	97.5	32.337	112.0	43.721		214.3	1:54.006
8	37.472	100.2	32.051	113.2	43.306		216.4	1:52.829	16								

45 KGOPOTSO MONONYANE									KTM								
lap	Sect-1	Speed	Sect-2	Speed	Sect-3	Speed	TopSpeed	laptime pit	lap	Sect-1	Speed	Sect-2	Speed	Sect-3	Speed	Topspeed	laptime pit
1		99.9	31.635	118.0	42.375		162.2	1:55.132	9	36.509	100.3	31.256	115.9	42.420		234.3	1:50.185
2	36.974	97.9	31.552	118.8	42.014		235.3	1:50.540	10	36.931	97.1	<u>31.030</u>	116.9	42.104		229.3	1:50.065
3	36.984	96.5	31.180	116.8	41.992		<u>236.3</u>	1:50.156	11	36.938	96.6	31.254	118.7	42.144		229.3	1:50.336
4	36.539	102.2	31.065	<u>125.9</u>	42.161		232.8	1:49.765	12	37.242	<u>103.3</u>	31.596	121.1	<u>41.949</u>		227.8	1:50.787
5	<u>36.360</u>	100.9	31.168	122.0	42.126		231.3	<u>1:49.654</u>	13	36.742	99.8	31.318	120.1	42.159		228.3	1:50.219
6	36.577	99.7	31.151	115.5	42.057		229.3	1:49.785	14	37.414	98.7	31.507	119.9	42.267		218.2	1:51.188
7	37.108	99.4	31.185	120.0	42.400		232.3	1:50.693	15	37.103	99.1	31.426	122.6	42.073		224.5	1:50.602
8	36.635	102.5	31.139	121.1	42.021		230.8	1:49.795	16								

47 DODO BOGGIO									KTM								
lap	Sect-1	Speed	Sect-2	Speed	Sect-3	Speed	TopSpeed	laptime pit	lap	Sect-1	Speed	Sect-2	Speed	Sect-3	Speed	Topspeed	laptime pit
1		97.1	31.465	118.4	41.682		154.7	1:52.705	7	36.517	100.1	31.023	<u>121.9</u>	41.892		226.4	1:49.432
2	36.463	95.3	31.140	117.5	41.827		232.8	1:49.430	8	<u>36.375</u>	<u>105.0</u>	31.280	116.3	41.907		225.9	1:49.562
3	36.378	97.6	31.025	118.8	<u>41.510</u>		<u>240.5</u>	<u>1:48.913</u>	9	36.387	99.1	31.158	119.1	42.204		225.0	1:49.749
4	36.882	99.4	<u>30.790</u>	117.0	41.697		232.8	1:49.369	10	36.477	101.7	31.100	118.7	42.236		222.7	1:49.813
5	36.482	99.4	46.285	117.0	42.180		236.3	2:04.947	11	36.480	102.9	31.270	117.9	42.007		222.7	1:49.757
6	36.470	102.1	31.386	115.6	41.953		224.1	1:49.809	12								

48 LENOX PHOMMARA									KTM								
lap	Sect-1	Speed	Sect-2	Speed	Sect-3	Speed	TopSpeed	laptime pit	lap	Sect-1	Speed	Sect-2	Speed	Sect-3	Speed	Topspeed	laptime pit
1		96.9	31.589	112.1	42.116		156.3	1:54.230	9	36.545	95.8	31.146	115.6	41.977		<u>237.9</u>	1:49.668
2	37.084	95.4	31.376	117.4	42.417		236.8	1:50.877	10	37.877	101.6	31.766	115.8	42.866		228.8	1:52.509
3	36.936	99.5	31.237	118.3	42.045		230.8	1:50.218	11	36.552	<u>110.8</u>	31.763	119.7	42.776		227.4	1:51.091
4	36.557	101.6	<u>30.862</u>	<u>128.9</u>	42.402		231.8	1:49.821	12	<u>36.436</u>	108.0	31.510	125.6	43.269		224.1	1:51.215
5	36.523	95.7	31.171	116.8	<u>41.547</u>		235.8	<u>1:49.241</u>	13	36.640	106.9	31.987	118.2	43.114		227.8	1:51.741
6	36.843	97.2	31.440	117.9	41.948		233.8	1:50.231	14	36.784	109.1	31.839	117.1	42.491		221.3	1:51.114
7	37.670	97.0	31.195	115.9	42.268		236.8	1:51.133	15	36.893	100.7	31.493	117.4	42.485		221.8	1:50.871
8	37.020	99.4	31.288	116.6	41.919		227.4	1:50.227	16								



FIM JUNIORGP WORLD CHAMPIONSHIP - PORTIMAO

Autódromo Internacional do Algarve

JuniorGP

20 - 23 June 2024

Laps and Sector Times - RACE 2 - 15 LAPS

Autodromo Internacional Algarve - 4592mtr.

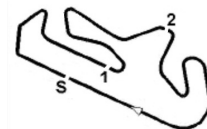
52 EVAN BELFORD										HONDA									
lap	Sect-1	Speed	Sect-2	Speed	Sect-3	Speed	TopSpeed	laptime	pit	lap	Sect-1	Speed	Sect-2	Speed	Sect-3	Speed	Topspeed	laptime	pit
1		92.2	<u>31.659</u>	115.0	<u>42.083</u>		160.5	1:54.086		2	<u>36.821</u>	<u>95.7</u>	1:26.883	67.9	Pit In		<u>236.8</u>	<u>3:24.982</u>	

54 JESÚS RIOS										KTM									
lap	Sect-1	Speed	Sect-2	Speed	Sect-3	Speed	TopSpeed	laptime	pit	lap	Sect-1	Speed	Sect-2	Speed	Sect-3	Speed	Topspeed	laptime	pit
1		98.9	31.204	126.2	41.415		151.9	1:50.573		9	36.196	100.5	30.799	123.0	41.537		231.8	1:48.532	
2	<u>35.853</u>	101.8	30.909	125.0	42.009		234.3	1:48.771		10	36.110	101.7	30.824	122.9	41.400		229.3	1:48.334	
3	36.618	99.0	30.879	125.9	42.178		227.8	1:49.675		11	36.138		30.837	123.3	42.125		229.8	1:49.100	
4	36.440	98.4	30.679	123.6	42.008		<u>235.8</u>	1:49.127		12	36.303	98.8	30.826	122.4	41.590		230.3	1:48.719	
5	36.322	98.8	30.925	122.7	41.628		224.1	1:48.875		13	36.225	100.1	30.763	<u>133.8</u>	41.618		232.8	1:48.606	
6	36.026	<u>102.4</u>	30.808	124.3	41.719		231.3	1:48.553		14	36.097		30.890	124.9	41.559		231.8	1:48.546	
7	36.240	101.7	30.911	118.8	41.912		230.3	1:49.063		15	36.218	101.7	<u>30.603</u>	127.1	<u>41.258</u>		227.8	<u>1:48.079</u>	
8	36.847		30.627	129.5	41.461		220.4	1:48.935		16									

56 AMON ODAKI										HONDA									
lap	Sect-1	Speed	Sect-2	Speed	Sect-3	Speed	TopSpeed	laptime	pit	lap	Sect-1	Speed	Sect-2	Speed	Sect-3	Speed	Topspeed	laptime	pit
1		95.3	31.838	115.6	41.951		162.9	1:54.275		9	36.586	99.5	31.236	<u>123.0</u>	42.402		229.3	1:50.224	
2	37.299	97.0	31.411	118.6	42.049		233.8	1:50.759		10	36.799	100.0	31.257	113.7	1:00.676		228.8	2:08.732	
3	36.683	99.9	31.287	120.1	<u>41.827</u>		231.8	1:49.797		11	37.705	96.9	32.315	119.3	43.258		217.7	1:53.278	
4	36.753	95.6	31.224	118.8	41.937		232.8	1:49.914		12	37.382	103.4	32.249	120.8	42.647		224.1	1:52.278	
5	<u>36.433</u>	100.5	<u>31.201</u>	119.5	41.923		<u>236.8</u>	<u>1:49.557</u>		13	36.961	99.2	31.890	116.1	43.029		225.0	1:51.880	
6	36.816	100.7	31.276	118.2	42.098		232.8	1:50.190		14	36.870	<u>104.8</u>	31.815	121.9	42.779		222.2	1:51.464	
7	36.750	101.5	31.481	120.8	42.199		232.3	1:50.430		15	37.251	98.2	31.706	114.4	43.447		222.7	1:52.404	
8	36.686	104.1	31.279	121.6	42.102		226.4	1:50.067		16									

57 DANIAL SHAHRI L										HONDA									
lap	Sect-1	Speed	Sect-2	Speed	Sect-3	Speed	TopSpeed	laptime	pit	lap	Sect-1	Speed	Sect-2	Speed	Sect-3	Speed	Topspeed	laptime	pit
1		97.4	31.653	115.1	42.382		162.9	1:55.055		9	36.726	99.4	31.364	114.0	42.434		<u>237.4</u>	1:50.524	
2	36.898	94.7	31.402	118.3	42.122		236.3	1:50.422		10	36.825	100.4	31.338	116.8	42.625		232.8	1:50.788	
3	37.028	94.7	31.241	116.9	<u>41.898</u>		236.3	1:50.167		11	36.641	<u>105.4</u>	31.851	116.0	42.493		227.4	1:50.985	
4	36.980	96.0	<u>31.176</u>	<u>120.7</u>	42.702		233.3	1:50.858		12	36.762	100.3	31.562	117.1	42.457		227.8	1:50.781	
5	<u>36.532</u>	96.9	31.399	115.3	42.333		233.3	1:50.264		13	36.843	99.4	31.297	116.6	42.586		226.9	1:50.726	
6	36.601	98.7	31.291	117.8	42.469		230.8	1:50.361		14	36.806	101.9	31.616	116.4	42.464		226.9	1:50.886	
7	38.193	98.5	31.213	119.6	42.368		230.8	1:51.774		15	36.888	97.6	31.488	117.0	42.460		227.4	1:50.836	
8	36.613	102.8	31.372	117.0	42.132		233.3	<u>1:50.117</u>		16									

67 CASEY JAMES O'GORMAN										HONDA									
lap	Sect-1	Speed	Sect-2	Speed	Sect-3	Speed	TopSpeed	laptime	pit	lap	Sect-1	Speed	Sect-2	Speed	Sect-3	Speed	Topspeed	laptime	pit
1		96.3	31.034	120.7	<u>41.446</u>		141.2	1:50.965		9	36.353	97.8	30.744	119.5	41.617		235.3	1:48.714	
2	36.291	101.7	30.798	119.1	41.534		<u>238.4</u>	1:48.623		10	36.152	98.5	30.912	117.9	41.758		<u>238.4</u>	1:48.822	
3	36.259	99.2	30.943	116.6	42.074		233.8	1:49.276		11	36.204	99.7	30.973	117.1	41.997		233.3	1:49.174	
4	36.287	100.4	30.835	116.8	42.153		231.3	1:49.275		12	36.232	<u>101.8</u>	30.799	120.7	41.927		232.3	1:48.958	
5	36.623	100.6	30.800	120.3	41.566		227.4	1:48.989		13	<u>36.044</u>	99.8	30.967	116.8	41.705		234.8	1:48.716	
6	36.184	99.5	<u>30.721</u>	<u>120.9</u>	41.650		232.3	<u>1:48.555</u>		14	36.384	100.5	30.929	117.1	42.096		228.3	1:49.409	
7	36.135	100.7	30.980	116.8	42.061		233.8	1:49.176		15	36.805	99.6	31.197	119.3	41.811		225.5	1:49.813	
8	36.402	100.4	30.845	119.9	41.704		230.8	1:48.951		16									



FIM JUNIORGP WORLD CHAMPIONSHIP - PORTIMAO

Autódromo Internacional do Algarve

JuniorGP

20 - 23 June 2024

Laps and Sector Times - RACE 2 - 15 LAPS

Autodromo Internacional Algarve - 4592mtr.

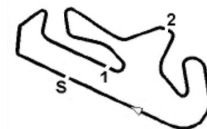
72 EDOARDO LI GUORI									KTM										
lap	Sect-1	Speed	Sect-2	Speed	Sect-3	Speed	TopSpeed	laptime	pit	lap	Sect-1	Speed	Sect-2	Speed	Sect-3	Speed	Topspeed	laptime	pit
1		96.3	32.038	<u>116.0</u>	43.216		166.9	1:56.625		9	36.954	99.7	31.729	112.5	43.192		227.8	1:51.875	
2	37.013	98.0	31.771	115.5	42.643		<u>233.8</u>	1:51.427		10	37.023	100.6	31.872	114.8	43.039		228.8	1:51.934	
3	<u>36.863</u>	100.1	31.614	113.1	42.793		231.8	1:51.270		11	36.972	<u>104.2</u>	32.116	113.9	43.048		225.5	1:52.136	
4	37.254	100.3	<u>31.590</u>	114.5	42.915		226.4	1:51.759		12	37.299	96.7	31.842	113.1	43.000		224.5	1:52.141	
5	37.055	99.3	31.645	111.3	42.752		229.3	1:51.452		13	37.106	101.0	31.785	112.4	42.985		223.1	1:51.876	
6	37.112	100.1	31.603	113.8	42.866		228.8	1:51.581		14	37.261	99.1	31.592	111.8	42.665		223.6	1:51.518	
7	36.904	99.9	31.657	112.7	42.668		228.8	<u>1:51.229</u>		15	37.083	100.7	31.713	114.5	<u>42.626</u>		222.2	1:51.422	
8	37.652	99.7	31.601	112.5	42.831		228.3	1:52.084		16									

78 JAKOB ROSENTHALER									HUSQVARNA										
lap	Sect-1	Speed	Sect-2	Speed	Sect-3	Speed	TopSpeed	laptime	pit	lap	Sect-1	Speed	Sect-2	Speed	Sect-3	Speed	Topspeed	laptime	pit
1		96.7	31.093	120.5	41.882		146.7	1:51.891		9	37.090	96.3	31.074	116.8	42.114		232.3	1:50.278	
2	36.408	102.1	31.263	120.4	42.021		233.8	1:49.692		10	36.512	<u>103.8</u>	31.384	117.6	42.498		228.3	1:50.394	
3	36.219	101.3	31.137	115.4	41.793		236.3	1:49.149		11	36.978	101.3	31.402	115.8	42.530		226.4	1:50.910	
4	36.238	101.3	30.898	118.6	42.052		230.3	1:49.188		12	36.616	103.6	31.466	119.5	42.522		226.9	1:50.604	
5	36.539	102.4	30.822	117.5	<u>41.639</u>		230.3	<u>1:49.000</u>		13	37.188	100.1	31.236	115.9	42.472		224.5	1:50.896	
6	<u>36.184</u>	102.1	31.034	<u>120.7</u>	41.887		<u>238.4</u>	1:49.105		14	36.584	103.4	31.362	117.4	42.514		223.6	1:50.460	
7	36.252	103.3	<u>30.785</u>	119.6	42.047		232.8	1:49.084		15	36.574	102.5	31.208	119.2	42.185		223.6	1:49.967	
8	36.432	101.8	30.897	116.6	41.888		230.8	1:49.217		16									

83 ÁLVARO CARPE									HUSQVARNA										
lap	Sect-1	Speed	Sect-2	Speed	Sect-3	Speed	TopSpeed	laptime	pit	lap	Sect-1	Speed	Sect-2	Speed	Sect-3	Speed	Topspeed	laptime	pit
1		98.4	31.407	117.6	41.475		144.2	1:50.510		9	36.122	100.7	30.762	121.8	41.684		239.5	1:48.568	
2	36.310	101.1	30.899	119.6	41.533		227.8	1:48.742		10	36.024	99.7	30.745	120.5	41.494		<u>240.0</u>	<u>1:48.263</u>	
3	36.110	101.4	31.165	117.6	42.259		232.3	1:49.534		11	36.110	99.3	30.864	123.0	41.949		236.3	1:48.923	
4	36.090	102.2	30.957	119.3	42.229		235.3	1:49.276		12	36.059	100.9	30.859	119.7	41.614		236.3	1:48.532	
5	36.104	104.7	31.053	120.9	41.907		231.3	1:49.064		13	36.135	102.4	30.890	122.7	41.565		234.8	1:48.590	
6	36.359	101.1	30.724	119.9	41.529		231.3	1:48.612		14	35.957	103.3	30.875	121.3	41.518		236.3	1:48.350	
7	<u>35.769</u>	<u>106.0</u>	31.056	120.7	42.066		238.4	1:48.891		15	36.120	103.3	<u>30.715</u>	<u>125.4</u>	41.505		226.4	1:48.340	
8	37.021	100.2	30.803	121.1	<u>41.432</u>		222.2	1:49.256		16									

89 MARCOS URI ARTE									CFMOTO										
lap	Sect-1	Speed	Sect-2	Speed	Sect-3	Speed	TopSpeed	laptime	pit	lap	Sect-1	Speed	Sect-2	Speed	Sect-3	Speed	Topspeed	laptime	pit
1		98.5	31.081	<u>122.6</u>	42.437		150.2	1:52.101		9	36.771	97.6	31.031	119.6	42.315		236.8	1:50.117	
2	36.767	100.1	31.042	120.3	41.839		<u>241.1</u>	1:49.648		10	36.864	99.2	31.497	116.9	42.450		230.8	1:50.811	
3	36.496	97.6	30.997	121.6	41.746		240.5	1:49.239		11	36.830	96.1	31.272	119.2	42.444		229.8	1:50.546	
4	36.755	97.3	30.872	118.3	<u>41.710</u>		236.8	1:49.337		12	36.917	98.0	31.225	118.6	42.504		226.9	1:50.646	
5	36.453	99.3	<u>30.828</u>	115.9	41.778		238.9	1:49.059		13	37.293	96.9	31.284	114.9	42.249		226.9	1:50.826	
6	<u>36.269</u>	97.2	30.953	116.8	41.740		237.4	1:48.962		14	36.994	98.3	31.259	119.3	42.397		222.7	1:50.650	
7	36.416	98.5	30.962	116.3	41.847		239.5	1:49.225		15	36.678	<u>100.5</u>	31.536	116.6	41.877		230.3	1:50.091	
8	36.311	99.5	30.861	115.8	41.741		238.4	<u>1:48.913</u>		16									

91 KOTARO UCHI UMI									KTM										
lap	Sect-1	Speed	Sect-2	Speed	Sect-3	Speed	TopSpeed	laptime	pit	lap	Sect-1	Speed	Sect-2	Speed	Sect-3	Speed	Topspeed	laptime	pit
1		96.3	31.626	113.3	42.399		158.8	1:53.938		9	36.899	100.7	31.228	114.4	42.631		225.5	1:50.758	
2	37.870	96.9	31.760	117.3	42.172		226.4	1:51.802		10	37.406	98.5	31.856	115.1	42.467		220.9	1:51.729	



FIM JUNIORGP WORLD CHAMPIONSHIP - PORTIMAO

Autódromo Internacional do Algarve

JuniorGP

20 - 23 June 2024

Laps and Sector Times - RACE 2 - 15 LAPS

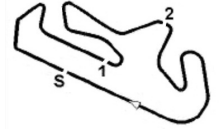
Autodromo Internacional Algarve - 4592mtr.

3	37.183	97.1	31.086	116.6	<u>42.037</u>	<u>234.8</u>	1:50.306	11	37.410	101.2	31.344	114.8	42.515	219.5	1:51.269
4	37.047	95.7	31.115	120.3	42.563	229.8	1:50.725	12	37.061	101.0	31.250	<u>120.9</u>	42.807	221.8	1:51.118
5	<u>36.842</u>	99.4	31.235	114.8	42.298	233.3	1:50.375	13	37.374	<u>102.8</u>	31.650	117.1	42.616	225.9	1:51.640
6	36.884	98.8	31.255	116.9	42.069	231.3	1:50.208	14	37.152	99.7	31.182	119.5	42.488	218.2	1:50.822
7	37.332	98.0	31.202	117.3	42.572	226.4	1:51.106	15	37.168	100.7	31.485	113.2	42.723	218.2	1:51.376
8	36.842	100.7	<u>31.036</u>	116.5	42.304	230.3	<u>1:50.182</u>	16							

93 ARBI ADI TAMA									HONDA										
lap	Sect-1	Speed	Sect-2	Speed	Sect-3	Speed	TopSpeed	laptime	pit	lap	Sect-1	Speed	Sect-2	Speed	Sect-3	Speed	Topspeed	laptime	pit
1		93.3	31.643	116.8	42.087	160.7	1:53.874	9		36.518	99.3	31.395	115.8	42.305	227.8	1:50.218			
2	36.419	97.6	31.354	118.3	41.888	233.3	1:49.661	10		36.636	94.2	<u>31.183</u>	114.9	42.281	228.3	1:50.100			
3	<u>36.346</u>	99.3	31.398	118.6	41.914	233.3	<u>1:49.658</u>	11		36.880	97.7	31.348	116.0	42.249	227.4	1:50.477			
4	36.660	94.9	31.190	114.2	42.519	226.4	1:50.369	12		36.841	100.0	31.439	<u>119.2</u>	42.122	229.3	1:50.402			
5	36.817	98.0	31.395	115.3	42.334	226.4	1:50.546	13		36.810	98.5	31.379	113.8	42.341	224.5	1:50.530			
6	36.637	99.6	32.072	115.1	<u>41.875</u>	225.9	1:50.584	14		36.863	<u>103.1</u>	32.259	114.5	41.960	224.5	1:51.082			
7	36.752	99.1	31.521	118.2	42.558	<u>236.8</u>	1:50.831	15		36.589	99.0	31.417	114.8	42.271	221.3	1:50.277			
8	36.431	100.5	31.293	114.6	42.097	232.3	1:49.821	16											

94 FACUNDO LLAMBIAS									HONDA										
lap	Sect-1	Speed	Sect-2	Speed	Sect-3	Speed	TopSpeed	laptime	pit	lap	Sect-1	Speed	Sect-2	Speed	Sect-3	Speed	Topspeed	laptime	pit
1		98.8	31.364	117.8	41.663	143.2	1:50.810	9		36.647	<u>104.2</u>	30.824	123.0	41.504	<u>237.9</u>	1:48.975			
2	36.553	103.5	30.784	119.1	<u>41.379</u>	235.3	1:48.716	10		<u>36.052</u>	102.6	30.786	117.9	41.677	236.3	<u>1:48.515</u>			
3	36.176	102.3	30.978	118.9	42.091	232.3	1:49.245	11		36.229	<u>104.2</u>	30.901	<u>126.3</u>	41.800	232.3	1:48.930			
4	37.030	101.0	30.814	124.1	41.744	225.5	1:49.588	12		36.265	103.2	30.822	124.6	41.670	227.8	1:48.757			
5	36.363	103.5	30.897	123.3	41.669	236.8	1:48.929	13		36.314	103.4	30.960	119.1	41.863	225.9	1:49.137			
6	36.416	100.5	<u>30.667</u>	120.8	41.608	237.4	1:48.691	14		36.797	103.8	30.937	122.3	41.841	223.6	1:49.575			
7	36.222	101.1	30.869	119.6	41.778	232.3	1:48.869	15		36.820	101.7	31.154	124.4	41.773	219.5	1:49.747			
8	36.493	102.9	30.949	124.1	41.580	232.8	1:49.022	16											

96 GUIDO PINI									KTM										
lap	Sect-1	Speed	Sect-2	Speed	Sect-3	Speed	TopSpeed	laptime	pit	lap	Sect-1	Speed	Sect-2	Speed	Sect-3	Speed	Topspeed	laptime	pit
1		101.3	31.215	120.3	41.576	140.6	1:50.392	9		36.089	104.9	<u>30.763</u>	121.8	41.675	230.8	1:48.527			
2	36.238	103.8	30.921	120.5	41.881	226.9	1:49.040	10		<u>35.809</u>	106.4	30.845	120.1	41.527	230.8	<u>1:48.181</u>			
3	36.673	100.9	30.950	115.8	41.919	230.8	1:49.542	11		36.327	104.4	30.876	<u>122.2</u>	41.985	229.8	1:49.188			
4	36.656	99.6	30.839	120.5	41.864	233.8	1:49.359	12		36.113	105.0	30.907	120.5	41.603	228.8	1:48.623			
5	36.033	103.1	30.854	120.4	41.583	<u>236.3</u>	1:48.470	13		36.015	106.1	30.907	121.2	41.538	228.3	1:48.460			
6	36.004	105.7	30.897	120.8	41.739	229.8	1:48.640	14		35.929	<u>109.5</u>	30.986	120.3	<u>41.489</u>	227.8	1:48.404			
7	36.590	100.6	30.883	114.6	41.882	229.3	1:49.355	15		35.997	104.7	30.800	121.5	41.604	227.4	1:48.401			
8	35.996	106.3	30.885	121.9	41.661	233.8	1:48.542	16											


FIM JUNIORGP WORLD CHAMPIONSHIP - PORTIMAO

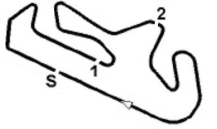
JuniorGP

Laptimes - RACE 2 - 15 LAPS

20 - 23 June 2024

Autodromo Internacional Algarve - 4592mtr.

Nbr	Name	Laps		Brand / Model																							
		1	2	3	4	5	6	7	8	9	10	11	12	13	14	15	16	17	18	19	20	21	22	23	24	25	
2	LORIS SCHÖNROCK	15		KTM																							
		1 - 25	1:59.07	1:56.41	1:56.28	1:56.91	1:56.10	1:56.32	1:57.22	1:56.47	1:56.25	1:56.56	1:55.87	1:56.10	1:56.07	1:55.96	1:56.25										
4	MILAN PAWELEC	15		HUSQVARNA																							
		1 - 25	1:53.85	1:51.22	1:50.58	1:51.01	1:51.60	1:51.73	1:51.93	1:52.40	1:52.36	1:52.78	1:52.23	1:52.24	1:52.29	1:52.08	1:51.36										
5	LEO RAMMERSTORFER	15		HUSQVARNA																							
		1 - 25	1:53.90	1:50.57	1:50.11	1:49.95	1:49.83	1:50.39	1:50.64	1:50.17	1:50.06	1:50.06	1:50.33	1:50.33	1:50.68	1:51.21	1:50.26										
11	ADRIÁN CRUCES	15		KTM																							
		1 - 25	1:52.24	1:49.43	1:49.05	1:49.31	1:49.42	1:48.64	1:49.09	1:49.15	1:50.25	1:50.96	1:50.47	1:50.67	1:50.73	1:50.65	1:49.79										
13	HAKIM DANISH	15		KTM																							
		1 - 25	1:52.14	1:49.27	1:49.37	1:49.13	1:48.84	1:49.29	1:49.53	1:48.93	1:50.11	1:50.38	1:50.83	1:53.23	1:50.19	1:49.85	1:49.09										
14	CORMAC BUCHANAN	2		KTM																							
		1 - 25	1:53.93	2:53.21																							
17	GEOFFREY EMMA NUEL	15		KTM																							
		1 - 25	1:56.83	1:52.05	1:51.97	1:52.05	1:52.48	1:52.32	1:52.32	1:55.26	1:53.47	1:53.26	2:12.63	1:55.89	1:55.25	1:54.70	1:55.04										
19	ALESSANDRO MOROSI	2		CFMOTO																							
		1 - 25	1:52.49	1:49.59																							
20	JAKKREEPHAT PHUETTISAN	15		HONDA																							
		1 - 25	1:55.07	1:51.72	1:50.43	1:51.98	1:51.20	1:52.66	1:51.45	1:51.16	1:52.06	1:51.76	1:52.06	1:52.27	1:52.28	1:51.95	1:51.47										
21	RUCHÉ MOODLEY	15		KTM																							
		1 - 25	1:53.37	1:50.11	1:50.04	1:50.10	1:50.41	1:50.27	1:51.02	1:50.12	1:49.82	1:50.04	1:50.49	1:50.53	1:50.64	1:51.08	1:50.36										
27	RICO SALMELA	15		HUSQVARNA																							
		1 - 25	1:52.72	1:49.09	1:49.05	1:49.12	1:48.50	1:48.66	1:48.12	1:48.97	1:48.38	1:48.90	1:49.18	1:48.65	1:49.11	1:49.22	1:49.58										


FIM JUNIORGP WORLD CHAMPIONSHIP - PORTIMAO

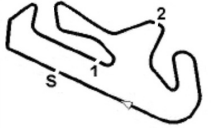
JuniorGP

Laptimes - RACE 2 - 15 LAPS

20 - 23 June 2024

Autodromo Internacional Algarve - 4592mtr.

Nbr	Name	Laps		Brand / Model																									
		Lap	1	2	3	4	5	6	7	8	9	10	11	12	13	14	15	16	17	18	19	20	21	22	23	24	25		
28	MÁXIMO QUILES				15		HONDA																						
		1 - 25	1:50.79	1:48.52	1:49.25	1:49.63	1:49.13	1:49.03	1:48.53	1:48.44	1:48.54	1:48.47	1:49.05	1:48.56	1:48.71	1:48.41	1:48.29												
29	KEVIN FARKAS				15		KTM																						
		1 - 25	1:56.67	1:51.37	1:51.26	1:51.63	1:50.84	1:51.43	1:51.32	1:51.15	1:52.18	1:51.75	1:52.14	1:52.26	1:52.24	1:51.46	1:52.04												
34	CESA RE TIEZZI				13		KTM																						
		1 - 25	1:55.93	1:50.98	1:50.38	1:50.76	1:49.73	1:49.85	1:50.66	1:50.27	1:49.96	1:50.17	1:50.58	1:50.97	2:57.34														
36	ANGUS GRENFELL				15		KTM																						
		1 - 25	1:55.38	1:51.10	1:50.05	1:50.27	1:50.25	1:50.10	1:50.49	1:50.80	1:50.83	1:51.80	1:51.06	1:51.22	1:52.60	1:51.98	1:52.61												
41	AOI UEZU				15		KTM																						
		1 - 25	1:57.70	1:52.74	1:53.09	1:53.31	1:53.74	1:53.86	1:53.11	1:52.82	1:52.45	1:52.51	1:54.04	1:55.64	1:58.10	1:53.72	1:54.00												
45	KGOPOTSO MONONYANE				15		KTM																						
		1 - 25	1:55.13	1:50.54	1:50.15	1:49.76	1:49.65	1:49.78	1:50.69	1:49.79	1:50.18	1:50.06	1:50.33	1:50.78	1:50.21	1:51.18	1:50.60												
47	DODO BOGGIO				11		KTM																						
		1 - 25	1:52.70	1:49.43	1:48.91	1:49.36	2:04.94	1:49.80	1:49.43	1:49.56	1:49.74	1:49.81	1:49.75																
48	LENOXX PHOMMA RA				15		KTM																						
		1 - 25	1:54.23	1:50.87	1:50.21	1:49.82	1:49.24	1:50.23	1:51.13	1:50.22	1:49.66	1:52.50	1:51.09	1:51.21	1:51.74	1:51.11	1:50.87												
52	EVAN BELFORD				2		HONDA																						
		1 - 25	1:54.08	3:24.98																									
54	JESÚS RIOS				15		KTM																						
		1 - 25	1:50.57	1:48.77	1:49.67	1:49.12	1:48.87	1:48.55	1:49.06	1:48.93	1:48.53	1:48.33	1:49.10	1:48.71	1:48.60	1:48.54	1:48.07												
56	AMON ODA KI				15		HONDA																						
		1 - 25	1:54.27	1:50.75	1:49.79	1:49.91	1:49.55	1:50.19	1:50.43	1:50.06	1:50.22	2:08.73	1:53.27	1:52.27	1:51.88	1:51.46	1:52.40												


FIM JUNIORGP WORLD CHAMPIONSHIP - PORTIMAO

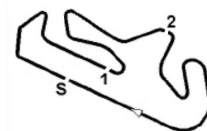
JuniorGP

Laptimes - RACE 2 - 15 LAPS

20 - 23 June 2024

Autodromo Internacional Algarve - 4592mtr.

Nbr	Name	Laps		Brand / Model																									
		Lap	1	2	3	4	5	6	7	8	9	10	11	12	13	14	15	16	17	18	19	20	21	22	23	24	25		
57	DANIAL SHAHRIL				15		HONDA																						
		1 - 25	1:55.05	1:50.42	1:50.16	1:50.85	1:50.26	1:50.36	1:51.77	1:50.11	1:50.52	1:50.78	1:50.98	1:50.78	1:50.72	1:50.88	1:50.83												
67	CASEY JAMES O'GORMAN				15		HONDA																						
		1 - 25	1:50.96	1:48.62	1:49.27	1:49.27	1:48.98	1:48.55	1:49.17	1:48.95	1:48.71	1:48.82	1:49.17	1:48.95	1:48.71	1:49.40	1:49.81												
72	EDOARDO LIGUORI				15		KTM																						
		1 - 25	1:56.62	1:51.42	1:51.27	1:51.75	1:51.45	1:51.58	1:51.22	1:52.08	1:51.87	1:51.93	1:52.13	1:52.14	1:51.87	1:51.51	1:51.42												
78	JAKOB ROSENTHALER				15		HUSQVARNA																						
		1 - 25	1:51.89	1:49.69	1:49.14	1:49.18	1:49.00	1:49.10	1:49.08	1:49.21	1:50.27	1:50.39	1:50.91	1:50.60	1:50.89	1:50.46	1:49.96												
83	ÁLVARO CARPE				15		HUSQVARNA																						
		1 - 25	1:50.51	1:48.74	1:49.53	1:49.27	1:49.06	1:48.61	1:48.89	1:49.25	1:48.56	1:48.26	1:48.92	1:48.53	1:48.59	1:48.35	1:48.34												
89	MARCOS URIARTE				15		CFMOTO																						
		1 - 25	1:52.10	1:49.64	1:49.23	1:49.33	1:49.05	1:48.96	1:49.22	1:48.91	1:50.11	1:50.81	1:50.54	1:50.64	1:50.82	1:50.65	1:50.09												
91	KOTARO UCHIUMI				15		KTM																						
		1 - 25	1:53.93	1:51.80	1:50.30	1:50.72	1:50.37	1:50.20	1:51.10	1:50.18	1:50.75	1:51.72	1:51.26	1:51.11	1:51.64	1:50.82	1:51.37												
93	ARBI ADITAMA				15		HONDA																						
		1 - 25	1:53.87	1:49.66	1:49.65	1:50.36	1:50.54	1:50.58	1:50.83	1:49.82	1:50.21	1:50.10	1:50.47	1:50.40	1:50.53	1:51.08	1:50.27												
94	FA CUNDO LLAMBIAS				15		HONDA																						
		1 - 25	1:50.81	1:48.71	1:49.24	1:49.58	1:48.92	1:48.69	1:48.86	1:49.02	1:48.97	1:48.51	1:48.93	1:48.75	1:49.13	1:49.57	1:49.74												
96	GUIDO PINI				15		KTM																						
		1 - 25	1:50.39	1:49.04	1:49.54	1:49.35	1:48.47	1:48.64	1:49.35	1:48.54	1:48.52	1:48.18	1:49.18	1:48.62	1:48.46	1:48.40	1:48.40												



FIM JUNIORGP WORLD CHAMPIONSHIP - PORTIMAO

Autódromo Internacional do Algarve

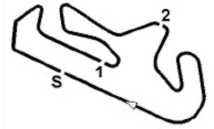
JuniorGP

20 - 23 June 2024

Sector analyse - RACE 2 - 15 LAPS

Autodromo Internacional Algarve - 4592mtr.

Pos	Nbr	Name / Team name	Sector 1			Sector 2			Sector 3			theoretical best	Actual best	In
			time	Lap	pos	time	Lap	pos	time	Lap	pos			
1	96	GUIDO PINI	35.809	10	2	30.763	9	6	41.489	14	7	1:48.061	1:48.181	10
2	28	MÁXIMO QUILES	36.094	12	9	30.576	15	1	41.349	2	3	1:48.019	1:48.298	15
3	83	ÁLVARO CARPE	35.769	7	1	30.715	15	4	41.432	8	5	1:47.916	1:48.263	10
4	54	JESÚS RIOS	35.853	2	4	30.603	15	2	41.258	15	1	1:47.714	1:48.079	15
5	27	RICO SALMELA	35.850	5	3	30.775	8	7	41.320	7	2	1:47.945	1:48.125	7
6	67	CASEY JAMES O'GORMAN	36.044	13	6	30.721	6	5	41.446	1	6	1:48.211	1:48.555	6
7	94	FACUNDO LLAMBIAS	36.052	10	7	30.667	6	3	41.379	2	4	1:48.098	1:48.515	10
8	78	JAKOB ROSENTHALER	36.184	6	11	30.785	7	8	41.639	5	11	1:48.608	1:49.000	5
9	11	ADRIÁN CRUCES	35.977	6	5	30.833	5	11	41.677	6	12	1:48.487	1:48.640	6
10	89	MARCOS URIARTE	36.269	6	12	30.828	5	10	41.710	4	13	1:48.807	1:48.913	8
11	13	HAKIM DANISH	36.140	2	10	30.868	4	13	41.628	3	10	1:48.636	1:48.845	5
12	93	ARBI ADITAMA	36.346	3	13	31.183	10	22	41.875	6	17	1:49.404	1:49.658	3
13	21	RUCHÉ MOODLEY	36.063	9	8	31.050	4	17	41.810	3	15	1:48.923	1:49.828	9
14	5	LEO RAMMERSTORFER	36.675	10	24	31.006	4	14	41.778	5	14	1:49.459	1:49.837	5
15	45	KGOPOTSO MONONYANE	36.360	5	14	31.030	10	15	41.949	12	19	1:49.339	1:49.654	5
16	48	LENOXXPHOMMARA	36.436	12	19	30.862	4	12	41.547	5	9	1:48.845	1:49.241	5
17	57	DANIAL SHAHRIL	36.532	5	22	31.176	4	21	41.898	3	18	1:49.606	1:50.117	8
18	91	KOTARO UCHIUMI	36.842	5	27	31.036	8	16	42.037	3	21	1:49.915	1:50.182	8
19	36	ANGUS GRENFELL	36.519	5	21	31.192	3	23	42.106	6	24	1:49.817	1:50.050	3
20	20	JAKKREPHAT PHUETTISAN	36.621	3	23	31.193	3	24	42.588	1	27	1:50.402	1:50.433	3
21	4	MILAN PAWELEC	36.821	2	26	31.248	4	26	42.108	3	25	1:50.177	1:50.583	3
22	29	KEVIN FARKAS	36.843	7	28	31.253	8	27	42.322	5	26	1:50.418	1:50.844	5
23	72	EDOARDO LIGUORI	36.863	3	29	31.590	4	28	42.626	15	28	1:51.079	1:51.229	7
24	56	AMONODAKI	36.433	5	18	31.201	5	25	41.827	3	16	1:49.461	1:49.557	5
25	41	AOI UEZU	37.249	10	31	31.963	9	31	43.056	2	30	1:52.268	1:52.452	9
26	17	GEOFFREY EMMANUEL	37.231	3	30	31.655	4	29	42.760	3	29	1:51.646	1:51.978	3
27	2	LORIS SCHÖNROCK	38.262	12	32	32.532	15	32	43.929	1	31	1:54.723	1:55.878	11
28	34	CESARE TIEZZI	36.394	6	17	31.164	8	19	42.074	5	22	1:49.632	1:49.738	5
29	47	DODO BOGGIO	36.375	8	16	30.790	4	9	41.510	3	8	1:48.675	1:48.913	3
30	19	ALESSANDRO MOROSI	36.368	3	15	31.078	2	18	41.963	1	20	1:49.409	1:49.599	2
31	14	CORMAC BUCHANAN	36.485	2	20	31.166	1	20	44.128	1	32	1:51.779		
32	52	EVAN BELFORD	36.821	2	25	31.659	1	30	42.083	1	23	1:50.563		



FIM JUNIORGP WORLD CHAMPIONSHIP - PORTIMAO

Autódromo Internacional do Algarve

Heat name : JuniorGP - RACE 2 - 15 LAPS
 Heat Date : 23 June 2024
 Track name : Autodromo Internacional Algarve - 4592 mtr.

Participants Started : 32	Participants Classified : 29
Participants Finished : 27	Participants Not Classified : 7
Participants Not Finished : 5	

Green flag at : 14:01:02	Heat recording start time : 13:45:00
Finish flag waved at : 14:28:16	Heat recording end time : 14:30:18
Total time under Green : 27:13	Total of All Laps in Heat : 435
Number of cautions : 0	Total time under Yellow : 00:00:00
Number of code-60's : 0	Total time under Code-60 : 00:00:00

Leader history during the Heat

#	Nbr	Lap	to Lap	Name	Motorcycle
1	96	1	1	GUIDO PINI	KTM
2	83	2	2	ÁLVARO CARPE	HUSQVARNA
3	28	3	3	MÁXIMO QUILES	HONDA
4	83	4	4	ÁLVARO CARPE	HUSQVARNA
5	96	5	6	GUIDO PINI	KTM
6	83	7	7	ÁLVARO CARPE	HUSQVARNA
7	96	8	15	GUIDO PINI	KTM

Best Lap time history during the Heat

#	Nbr	lap time	in lap	Name	Motorcycle	time of day
1	83	1:48.742	2	ÁLVARO CARPE	HUSQVARNA	14:04:42
2	28	1:48.525	2	MÁXIMO QUILES	HONDA	14:04:42
3	96	1:48.470	5	GUIDO PINI	KTM	14:10:09
4	27	1:48.125	7	RICO SALMELA	HUSQVARNA	14:13:48
5	54	1:48.079	15	JESÚS RIOS	KTM	14:28:16

Summary of number of laps in the lead

#	Nbr	Name	Motorcycle	# Laps in the lead
1	96	GUIDO PINI	KTM	11
2	83	ÁLVARO CARPE	HUSQVARNA	3
3	28	MÁXIMO QUILES	HONDA	1