

FIM JUNIORGP WORLD CHAMPIONSHIP - PORTIMAO

Autódromo Internacional do Algarve

JuniorGP

Provisional Result Qualifying 1

20 - 23 June 2024

Autodromo Internacional Algarve - 4592mtr.

Pos	Nbr	Name / Entrant	Motorcycle	Fastest	In	Gap	Diff	Laps	Km/h
1	78	JAKOB ROSENTHALER LIQUI MOLY HUSQVARNA INTACT GP JUNIOR TEAM	HUSQVARNA	1:48.692	8			8	152.09
2	13	HAKIM DANISH SIC RACING - MSI	KTM	1:48.797	7	0.105	0.105	8	151.95
3	4	MILAN PAWELEC STV LAGLISSE RACING	HUSQVARNA	1:48.843	5	0.151	0.046	7	151.88
4	21	RUCHÉ MOODLEY FINETWORK TEAM	KTM	1:48.940	5	0.248	0.097	8	151.75
5	48	LENOXX PHOMMARA MTA JUNIOR TEAM	KTM	1:49.173	5	0.481	0.233	8	151.42
6	91	KOTARO UCHIUMI MTA JUNIOR TEAM	KTM	1:49.298	8	0.606	0.125	8	151.25
7	52	EVAN BELFORD BRITISH TALENT TEAM - MLAV RACING	HONDA	1:49.339	4	0.647	0.041	8	151.19
8	93	ARBI ADITAMA ASTRA HONDA RACING TEAM	HONDA	1:49.392	8	0.700	0.053	8	151.12
9	56	AMON ODAKI ASIA TALENT TEAM	HONDA	1:49.417	4	0.725	0.025	8	151.08
10	57	DANIAL SHAHRIL ASIA TALENT TEAM	HONDA	1:49.449	4	0.757	0.032	5	151.04
11	36	ANGUS GRENFELL SEVENTYTWO ARTBOX RACING TEAM	KTM	1:49.471	4	0.779	0.022	8	151.01
12	45	KGOPOTSO MONONYANE AGR TEAM	KTM	1:49.500	4	0.808	0.029	8	150.97
13	34	CESARE TIEZZI EAGLE-1	KTM	1:49.603	8	0.911	0.103	8	150.83
14	29	KEVIN FARKAS AC RACING TEAM	KTM	1:50.301	7	1.609	0.698	8	149.87
15	20	JAKKREEPHAT PHUETTISAN HONDA RACING THAILAND	HONDA	1:50.450	6	1.758	0.149	8	149.67
16	72	EDOARDO LIGUORI AC RACING TEAM	KTM	1:50.610	4	1.918	0.160	4	149.45
17	17	GEOFFREY EMMANUEL AGR TEAM	KTM	1:51.106	3	2.414	0.496	8	148.79
18	41	AOI UEZU MTA JUNIOR TEAM	KTM	1:51.381	4	2.689	0.275	8	148.42
19	2	LORIS SCHÖNRÖCK F. KOCH RENNSPORT	KTM	1:53.404	6	4.712	2.023	7	145.77


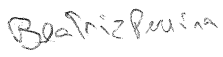
Fastest time : 1:48.692 in lap 8 by nbr. 78 : JAKOB ROSENTHALER (HUSQVARNA)

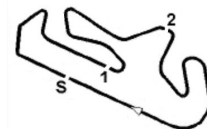
Publication-time

 Results: <https://livetiming.raceresults.nu/autodromodoalgarve>

Timekeeping by :

14:50

Timekeeper  Miguel C. Calado Glória	Clerk of The Course  Beatriz Pereira 14246	Race Director
--	--	---------------



FIM JUNIORGP WORLD CHAMPIONSHIP - PORTIMAO

Autódromo Internacional do Algarve

JuniorGP

20 - 23 June 2024

Laps and Sector Times - Qualifying 1

Autodromo Internacional Algarve - 4592mtr.

2 LORI S SCHÖNROCK										KTM									
lap	Sect-1	Speed	Sect-2	Speed	Sect-3	Speed	TopSpeed	laptime	pit	lap	Sect-1	Speed	Sect-2	Speed	Sect-3	Speed	Topspeed	laptime	pit
1	Pit Out	83.2	37.867	98.5	59.859			2:34.468		5	37.835	93.5	<u>32.278</u>	110.1	43.668		<u>231.8</u>	1:53.781	
2	40.396	96.8	33.665	104.5	44.037		203.8	1:58.098		6	38.093	91.8	32.681	<u>113.3</u>	<u>42.630</u>		220.9	<u>1:53.404</u>	
3	38.237	94.5	32.531	111.1	43.359		220.4	1:54.127		7	<u>37.580</u>	<u>99.5</u>	58.476	109.9	45.118		225.5	2:21.174	
4	38.753	94.2	32.353	<u>113.3</u>	43.074		223.6	1:54.180		8									

4 MILAN PAWELEC										HUSQVARNA									
lap	Sect-1	Speed	Sect-2	Speed	Sect-3	Speed	TopSpeed	laptime	pit	lap	Sect-1	Speed	Sect-2	Speed	Sect-3	Speed	Topspeed	laptime	pit
1	Pit Out	90.0	35.630	88.7	48.361			2:08.478		5	36.439	100.2	31.055	119.6	<u>41.349</u>		224.5	<u>1:48.843</u>	
2	36.542	<u>105.9</u>	31.685	118.0	41.880		223.1	1:50.107		6	36.595	103.2	<u>30.953</u>	<u>121.9</u>	41.597		<u>226.4</u>	<u>1:49.145</u>	D
3	37.821	100.5	32.054	116.9	Pit In		224.5	2:10.287		7	<u>36.406</u>	105.6	31.161	120.3	41.646		220.9	1:49.213	
4	Pit Out	86.0	36.122	109.9	42.433			2:40.327		8									

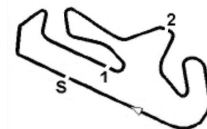
13 HAKIM DANISH										KTM									
lap	Sect-1	Speed	Sect-2	Speed	Sect-3	Speed	TopSpeed	laptime	pit	lap	Sect-1	Speed	Sect-2	Speed	Sect-3	Speed	Topspeed	laptime	pit
1	Pit Out	89.7	34.921	112.4	46.875			2:36.422		5	36.309	<u>107.7</u>	31.072	118.0	41.695		232.8	1:49.076	
2	36.465	105.4	31.184	118.7	46.646		230.8	1:54.295		6	36.262	102.0	31.018	<u>122.3</u>	<u>41.389</u>		<u>234.8</u>	<u>1:48.669</u>	D
3	36.690	100.7	30.999	119.7	41.704		226.4	1:49.393		7	<u>35.958</u>	104.7	31.150	120.7	41.689		232.8	<u>1:48.797</u>	
4	36.308	100.9	30.916	<u>122.3</u>	41.585		229.8	1:48.809		8	36.135	103.3	<u>30.881</u>	121.2	41.979		231.3	1:48.995	

17 GEOFFREY EMMANUEL										KTM									
lap	Sect-1	Speed	Sect-2	Speed	Sect-3	Speed	TopSpeed	laptime	pit	lap	Sect-1	Speed	Sect-2	Speed	Sect-3	Speed	Topspeed	laptime	pit
1	Pit Out	90.3	34.663	107.5	45.440			2:11.154		5	<u>37.105</u>	95.1	31.996	110.1	46.740		230.3	1:55.841	
2	37.106	100.9	31.996	114.4	42.488		232.3	<u>1:51.596</u>	D	6	37.255	95.3	<u>31.700</u>	<u>116.0</u>	42.758		228.8	1:51.713	
3	37.182	97.6	31.822	113.6	<u>42.102</u>		226.9	<u>1:51.106</u>		7	37.205	<u>101.3</u>	31.890	112.7	42.752		228.3	<u>1:51.847</u>	D
4	37.474	100.5	31.923	112.1	42.874		<u>234.3</u>	1:52.271		8	39.561	99.4	33.218	111.7	45.400		229.3	<u>1:58.179</u>	D

20 JAKKREEPHAT PHUETTI SAN										HONDA									
lap	Sect-1	Speed	Sect-2	Speed	Sect-3	Speed	TopSpeed	laptime	pit	lap	Sect-1	Speed	Sect-2	Speed	Sect-3	Speed	Topspeed	laptime	pit
1	Pit Out	85.7	33.370	86.7	49.325			2:36.535		5	40.511	92.3	35.165	111.7	43.675		234.3	1:59.351	
2	36.783	94.5	31.551	112.1	42.387		234.8	1:50.721		6	<u>36.720</u>	93.8	<u>31.458</u>	116.0	42.272		237.4	<u>1:50.450</u>	
3	37.564	92.6	32.666	107.0	43.374		236.8	1:53.604		7	37.130	<u>100.7</u>	31.594	<u>116.8</u>	42.747		235.8	1:51.471	
4	36.880	92.9	31.564	111.6	<u>42.233</u>		<u>238.4</u>	1:50.677		8	36.936	94.7	31.604	114.2	42.518		232.3	1:51.058	

21 RUCHÉ MOODLEY										KTM									
lap	Sect-1	Speed	Sect-2	Speed	Sect-3	Speed	TopSpeed	laptime	pit	lap	Sect-1	Speed	Sect-2	Speed	Sect-3	Speed	Topspeed	laptime	pit
1	Pit Out	76.6	35.195	105.9	47.484			2:36.705		5	36.376	98.9	<u>30.805</u>	115.6	41.759		<u>234.8</u>	<u>1:48.940</u>	
2	37.154	97.6	31.286	113.6	42.115		229.3	1:50.555		6	36.451	99.8	31.227	<u>125.7</u>	41.652		233.8	1:49.330	
3	40.300	96.8	31.121	112.1	41.926		228.8	1:53.347		7	36.257	105.8	31.166	111.2	42.128		234.3	1:49.551	
4	36.327	100.5	31.045	115.0	41.761		232.8	1:49.133		8	<u>36.249</u>	<u>106.6</u>	31.187	117.1	<u>41.531</u>		230.8	1:48.967	

29 KEVIN FARKAS										KTM									
lap	Sect-1	Speed	Sect-2	Speed	Sect-3	Speed	TopSpeed	laptime	pit	lap	Sect-1	Speed	Sect-2	Speed	Sect-3	Speed	Topspeed	laptime	pit
1	Pit Out	86.6	41.832	105.7	59.355			2:37.817		5	37.014	<u>98.3</u>	34.616	112.7	49.277		233.3	2:00.907	
2	43.414	93.0	31.795	113.9	<u>42.025</u>		223.1	1:57.234		6	37.084	93.9	<u>31.382</u>	115.1	42.029		235.8	1:50.495	
3	37.246	92.6	32.599	108.2	42.646		231.8	1:52.491		7	<u>36.808</u>	95.9	31.425	118.9	42.068		<u>236.8</u>	<u>1:50.301</u>	
4	37.216	94.9	31.657	<u>119.2</u>	42.036		230.3	1:50.909		8	38.700	96.4	31.734	113.8	42.238		227.8	1:52.672	



FIM JUNIORGP WORLD CHAMPIONSHIP - PORTIMAO

Autódromo Internacional do Algarve

JuniorGP

20 - 23 June 2024

Laps and Sector Times - Qualifying 1

Autodromo Internacional Algarve - 4592mtr.

34		CESARE TIEZZI							KTM										
lap	Sect-1	Speed	Sect-2	Speed	Sect-3	Speed	TopSpeed	laptime	pit	lap	Sect-1	Speed	Sect-2	Speed	Sect-3	Speed	Topspeed	laptime	pit
1	Pit Out	80.2	42.624	108.7	49.781			2:40.900		5	37.146	98.1	31.729	105.9	43.983		224.5	1:52.858	
2	37.381	97.9	31.595	114.2	42.420		223.6	1:51.396		6	36.691	97.9	32.163	115.1	46.097		<u>237.9</u>	1:54.951	
3	37.413	98.5	31.556	119.7	42.129		225.9	1:51.098		7	36.546	<u>104.7</u>	32.331	<u>122.9</u>	42.647		230.3	1:51.524	
4	36.635	98.8	31.202	118.4	42.436		230.8	<u>1:50.273</u>	D	8	<u>36.467</u>	103.8	<u>31.097</u>	122.4	<u>42.039</u>		230.8	<u>1:49.603</u>	

36		ANGUS GRENFELL							KTM										
lap	Sect-1	Speed	Sect-2	Speed	Sect-3	Speed	TopSpeed	laptime	pit	lap	Sect-1	Speed	Sect-2	Speed	Sect-3	Speed	Topspeed	laptime	pit
1	Pit Out	91.5	36.755	101.7	43.667			2:29.692		5	36.808	101.2	31.698	102.3	43.391		230.8	1:51.897	
2	<u>36.431</u>	106.4	31.481	110.5	42.033		<u>238.4</u>	1:49.945		6	36.647	<u>107.2</u>	32.030	117.8	45.718		225.0	1:54.395	
3	36.623	98.6	31.817	116.9	41.844		230.3	1:50.284		7	36.620	101.5	<u>31.115</u>	<u>120.8</u>	42.860		225.5	1:50.595	
4	36.456	102.5	31.269	113.7	<u>41.746</u>		230.8	<u>1:49.471</u>		8	36.574	103.8	31.268	118.7	42.782		223.1	1:50.624	

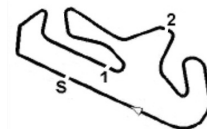
41		AOI UEZU							KTM										
lap	Sect-1	Speed	Sect-2	Speed	Sect-3	Speed	TopSpeed	laptime	pit	lap	Sect-1	Speed	Sect-2	Speed	Sect-3	Speed	Topspeed	laptime	pit
1	Pit Out	90.5	34.062	90.4	49.043			2:27.616		5	38.359	98.0	31.932	116.0	42.523		230.3	1:52.814	
2	37.614	95.7	32.058	114.3	42.585		224.5	1:52.257		6	37.059	<u>100.1</u>	<u>31.671</u>	<u>116.3</u>	44.416		226.9	1:53.146	
3	<u>36.844</u>	99.2	32.474	109.2	42.560		229.3	1:51.878		7	36.901	99.4	32.386	113.6	42.959		<u>231.8</u>	1:52.246	
4	37.224	97.4	31.834	114.6	<u>42.323</u>		228.3	<u>1:51.381</u>		8	37.367	95.8	39.388	108.8	43.589		228.3	2:00.344	

45		KGOPOTSO MONONYANE							KTM										
lap	Sect-1	Speed	Sect-2	Speed	Sect-3	Speed	TopSpeed	laptime	pit	lap	Sect-1	Speed	Sect-2	Speed	Sect-3	Speed	Topspeed	laptime	pit
1	Pit Out	82.4	35.663	104.9	51.424			2:18.881		5	36.502	100.4	31.177	116.0	42.099		<u>227.8</u>	1:49.778	
2	37.049	99.6	31.297	116.5	42.001		224.1	1:50.347		6	<u>36.384</u>	103.6	31.382	<u>120.8</u>	41.888		227.4	1:49.654	
3	36.619	101.5	31.887	108.9	42.540		225.0	1:51.046		7	36.407	101.4	31.217	119.5	42.349		<u>227.8</u>	1:49.973	
4	36.466	101.1	31.185	119.1	<u>41.849</u>		226.9	<u>1:49.500</u>		8	36.514	<u>104.1</u>	<u>31.078</u>	120.7	42.188		223.6	1:49.780	

48		LENOXX PHOMMARA							KTM										
lap	Sect-1	Speed	Sect-2	Speed	Sect-3	Speed	TopSpeed	laptime	pit	lap	Sect-1	Speed	Sect-2	Speed	Sect-3	Speed	Topspeed	laptime	pit
1	Pit Out	95.1	37.474	90.7	49.006			2:36.212		5	36.345	104.0	30.985	115.8	<u>41.843</u>		234.8	<u>1:49.173</u>	
2	36.855	103.3	31.252	116.1	46.919		226.9	1:55.026		6	<u>36.215</u>	99.9	31.088	117.6	47.379		<u>235.3</u>	1:54.682	
3	36.810	99.9	31.462	114.6	42.190		230.8	1:50.462		7	41.932	84.2	32.101	117.5	42.759		230.3	<u>1:56.792</u>	D
4	36.767	99.9	<u>30.984</u>	116.3	41.896		231.8	1:49.647		8	36.257	<u>110.8</u>	31.622	<u>123.4</u>	42.951		227.8	1:50.830	

52		EVAN BELFORD							HONDA										
lap	Sect-1	Speed	Sect-2	Speed	Sect-3	Speed	TopSpeed	laptime	pit	lap	Sect-1	Speed	Sect-2	Speed	Sect-3	Speed	Topspeed	laptime	pit
1	Pit Out	77.3	36.341	97.1	47.201			2:21.736		5	37.793	95.1	32.539	107.7	44.854		231.8	1:55.186	
2	36.935	95.6	31.421	107.9	42.273		227.4	1:50.629		6	36.796	94.4	31.621	109.8	46.381		<u>238.4</u>	1:54.798	
3	37.405	96.5	32.598	117.3	41.757		225.0	1:51.760		7	36.729	<u>99.1</u>	31.383	<u>121.1</u>	42.348		225.0	1:50.460	
4	<u>36.661</u>	95.0	<u>31.213</u>	116.9	<u>41.465</u>		233.3	<u>1:49.339</u>		8	42.019	93.4	36.275	113.4	Pit In		226.4	<u>2:26.969</u>	

56		AMON ODAKI							HONDA										
lap	Sect-1	Speed	Sect-2	Speed	Sect-3	Speed	TopSpeed	laptime	pit	lap	Sect-1	Speed	Sect-2	Speed	Sect-3	Speed	Topspeed	laptime	pit
1	Pit Out	88.1	32.831	100.1	57.154			2:47.779		5	38.326	97.5	33.631	112.5	43.369		234.3	1:55.326	
2	36.722	102.6	31.403	120.0	41.996		232.3	1:50.121		6	36.460	100.9	31.428	<u>122.6</u>	<u>41.773</u>		<u>235.8</u>	1:49.661	
3	36.766	100.9	31.300	121.1	42.030		226.9	1:50.096		7	36.846	102.7	31.329	116.8	42.020		231.3	1:50.195	
4	<u>36.373</u>	<u>103.9</u>	31.257	112.4	41.787		230.8	<u>1:49.417</u>		8	36.483	103.4	<u>31.094</u>	118.7	41.916		231.3	1:49.493	



FIM JUNIORGP WORLD CHAMPIONSHIP - PORTIMAO

Autódromo Internacional do Algarve

JuniorGP

20 - 23 June 2024

Laps and Sector Times - Qualifying 1

Autodromo Internacional Algarve - 4592mtr.

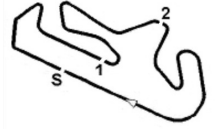
57 DANIAL SHAHRI L										HONDA									
lap	Sect-1	Speed	Sect-2	Speed	Sect-3	Speed	TopSpeed	laptime	pit	lap	Sect-1	Speed	Sect-2	Speed	Sect-3	Speed	Topspeed	laptime	pit
1	Pit Out	101.0	41.849	97.8	46.045			2:37.904		4	<u>36.540</u>	99.7	<u>31.087</u>	<u>117.6</u>	<u>41.822</u>		225.9	<u>1:49.449</u>	
2	36.617	<u>105.9</u>	35.112	110.3	43.168		226.9	1:54.897		5	36.946	101.3	31.951	113.6	43.457		227.4	1:52.354	
3	36.847	98.5	31.262	115.0	41.960		<u>230.3</u>	1:50.069		6									

72 EDOARDO LIGUORI										KTM									
lap	Sect-1	Speed	Sect-2	Speed	Sect-3	Speed	TopSpeed	laptime	pit	lap	Sect-1	Speed	Sect-2	Speed	Sect-3	Speed	Topspeed	laptime	pit
1	Pit Out	93.8	33.690	108.1	47.225			2:06.385		3	<u>36.935</u>	<u>101.6</u>	32.530	115.0	42.698		227.8	1:52.163	
2	37.001	96.2	32.362	91.4	45.557		<u>232.8</u>	1:54.920		4	37.057	99.8	<u>31.339</u>	<u>116.1</u>	<u>42.214</u>		225.5	<u>1:50.610</u>	

78 JAKOB ROSENTHALER										HUSQVARNA									
lap	Sect-1	Speed	Sect-2	Speed	Sect-3	Speed	TopSpeed	laptime	pit	lap	Sect-1	Speed	Sect-2	Speed	Sect-3	Speed	Topspeed	laptime	pit
1	Pit Out	89.7	34.495	110.7	42.833			2:25.400		5	38.606	94.2	32.849	108.8	44.350		230.8	1:55.805	
2	36.207	104.0	31.177	<u>120.3</u>	41.663		234.3	1:49.047		6	36.592	<u>106.3</u>	32.969	114.9	45.958		230.8	1:55.519	
3	36.372	102.9	30.950	118.7	<u>41.646</u>		235.8	1:48.968		7	36.311	101.6	<u>30.825</u>	119.5	41.808		<u>236.8</u>	1:48.944	
4	36.212	101.9	31.061	115.8	41.726		230.3	1:48.999		8	<u>35.988</u>	105.1	30.983	116.9	41.721		231.8	<u>1:48.692</u>	

91 KOTARO UCHIUMI										KTM									
lap	Sect-1	Speed	Sect-2	Speed	Sect-3	Speed	TopSpeed	laptime	pit	lap	Sect-1	Speed	Sect-2	Speed	Sect-3	Speed	Topspeed	laptime	pit
1	Pit Out	88.0	34.448	108.7	42.963			2:26.958		5	36.608	<u>101.0</u>	31.263	119.2	41.903		229.3	1:49.774	
2	37.391	96.3	31.200	<u>119.7</u>	42.072		229.8	1:50.663		6	36.586	97.3	31.793	115.8	45.972		<u>233.3</u>	1:54.351	
3	36.803	96.5	31.867	111.9	42.745		230.3	1:51.415		7	<u>36.461</u>	100.7	31.218	116.9	<u>41.754</u>		230.3	1:49.433	
4	37.691	97.4	32.088	115.8	43.035		225.0	1:52.814		8	36.533	98.8	<u>30.886</u>	113.8	41.879		232.8	<u>1:49.298</u>	

93 ARBI ADITAMA										HONDA									
lap	Sect-1	Speed	Sect-2	Speed	Sect-3	Speed	TopSpeed	laptime	pit	lap	Sect-1	Speed	Sect-2	Speed	Sect-3	Speed	Topspeed	laptime	pit
1	Pit Out	87.4	34.225	82.1	48.672			2:36.586		5	36.637	96.8	31.812	108.4	45.031		229.3	1:53.480	
2	36.699	<u>103.9</u>	31.774	111.1	42.084		224.5	1:50.557		6	<u>36.401</u>	97.6	31.574	115.0	46.913		<u>231.8</u>	1:54.888	
3	36.627	99.2	31.513	113.0	41.949		222.2	1:50.089		7	36.420	100.1	31.622	<u>119.9</u>	41.940		<u>231.8</u>	1:49.982	
4	36.728	97.1	32.029	90.3	43.370		226.9	1:52.127		8	36.439	101.1	<u>31.052</u>	117.8	<u>41.901</u>		231.3	<u>1:49.392</u>	



FIM JUNIORGP WORLD CHAMPIONSHIP - PORTIMAO

Autódromo Internacional do Algarve

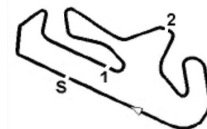
JuniorGP

20 - 23 June 2024

Laptimes - Qualifying 1

Autodromo Internacional Algarve - 4592mtr.

Nbr	Name	Laps	lap	Lap ..1	Lap ..2	Lap ..3	Lap ..4	Lap ..5	Lap ..6	Lap ..7	Lap ..8	Lap ..9	Lap ..0
78	JAKOB ROSENTHALER	8	1 - 10	2:25.400	1:49.047	1:48.968	1:48.999	1:55.805	1:55.519	1:48.944	1:48.692		
13	HAKIM DANISH	8	1 - 10	2:36.422	1:54.295	1:49.393	1:48.809	1:49.076	4:48.669	1:48.797	1:48.995		
36	ANGUS GRENFELL	8	1 - 10	2:29.692	1:49.945	1:50.284	1:49.471	1:51.897	1:54.395	1:50.595	1:50.624		
93	ARBI ADITAMA	8	1 - 10	2:36.586	1:50.557	1:50.089	1:52.127	1:53.480	1:54.888	1:49.982	1:49.392		
91	KOTARO UCHIUMI	8	1 - 10	2:26.958	1:50.663	1:51.415	1:52.814	1:49.774	1:54.351	1:49.433	1:49.298		
34	CESARE TIEZZI	8	1 - 10	2:40.900	1:51.396	1:51.098	4:50.273	1:52.858	1:54.951	1:51.524	1:49.603		
21	RUCHÉ MOODLEY	8	1 - 10	2:36.705	1:50.555	1:53.347	1:49.133	1:48.940	1:49.330	1:49.551	1:48.967		
56	AMON ODAKI	8	1 - 10	2:47.779	1:50.121	1:50.096	1:49.417	1:55.326	1:49.661	1:50.195	1:49.493		
20	JAKKREEPHAT PHUETTISAN	8	1 - 10	2:36.535	1:50.721	1:53.604	1:50.677	1:59.351	1:50.450	1:51.471	1:51.058		
29	KEVIN FARAKAS	8	1 - 10	2:37.817	1:57.234	1:52.491	1:50.909	2:00.907	1:50.495	1:50.301	1:52.672		
45	KGOPOTSO MONONYANE	8	1 - 10	2:18.881	1:50.347	1:51.046	1:49.500	1:49.778	1:49.654	1:49.973	1:49.780		
41	A OI UEZU	8	1 - 10	2:27.616	1:52.257	1:51.878	1:51.381	1:52.814	1:53.146	1:52.246	2:00.344		
17	GEOFFREY EMMA NUEL	8	1 - 10	2:11.154	4:51.590	1:51.106	1:52.271	1:55.841	1:51.713	4:51.847	4:58.179		
48	LENOXX PHOMMARA	8	1 - 10	2:36.212	1:55.026	1:50.462	1:49.647	1:49.173	1:54.682	4:56.792	1:50.830		
52	EVAN BELFORD	8	1 - 10	2:21.736	1:50.629	1:51.760	1:49.339	1:55.186	1:54.798	1:50.460	2:26.969		
2	LORIS SCHÖNROCK	7	1 - 10	2:34.468	1:58.098	1:54.127	1:54.180	1:53.781	1:53.404	2:21.174			
4	MILAN PAWELEC	7	1 - 10	2:08.478	1:50.107	2:10.287	2:40.327	1:48.843	4:49.145	1:49.213			
57	DANIAL SHAHRIL	5	1 - 10	2:37.904	1:54.897	1:50.069	1:49.449	1:52.354					
72	EDOARDO LIGUORI	4	1 - 10	2:06.385	1:54.920	1:52.163	1:50.610						



FIM JUNIORGP WORLD CHAMPIONSHIP - PORTIMAO

Autódromo Internacional do Algarve

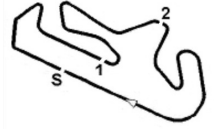
JuniorGP

20 - 23 June 2024

Sector analyse - Qualifying 1

Autodromo Internacional Algarve - 4592mtr.

Pos	Nbr	Name / Team name	Sector 1			Sector 2			Sector 3			theoretical best	Actual best	In
			time	Lap	pos	time	Lap	pos	time	Lap	pos			
1	78	JAKOB ROSENTHALER	35.988	8	2	30.825	7	2	41.646	3	5	1:48.459	1:48.692	8
2	13	HAKIM DANISH	35.958	7	1	30.881	8	3	41.389	6	2	1:48.228	1:48.797	7
3	4	MILAN PAWELEC	36.406	7	8	30.953	6	5	41.349	5	1	1:48.708	1:48.843	5
4	21	RUCHÉ MOODLEY	36.249	8	4	30.805	5	1	41.531	8	4	1:48.585	1:48.940	5
5	48	LENOXXPHOMMARA	36.215	6	3	30.984	4	6	41.843	5	10	1:49.042	1:49.173	5
6	91	KOTARO UCHIUMI	36.461	7	10	30.886	8	4	41.754	7	7	1:49.101	1:49.298	8
7	52	EVAN BELFORD	36.661	4	13	31.213	4	13	41.465	4	3	1:49.339	1:49.339	4
8	93	ARBI ADITAMA	36.401	6	7	31.052	8	7	41.901	8	12	1:49.354	1:49.392	8
9	56	AMONODAKI	36.373	4	5	31.094	8	10	41.773	6	8	1:49.240	1:49.417	4
10	57	DANIAL SHAHRIL	36.540	4	12	31.087	4	9	41.822	4	9	1:49.449	1:49.449	4
11	36	ANGUS GRENFELL	36.431	2	9	31.115	7	12	41.746	4	6	1:49.292	1:49.471	4
12	45	KGOPOTSO MONONYANE	36.384	6	6	31.078	8	8	41.849	4	11	1:49.311	1:49.500	4
13	34	CESARE TIEZZI	36.467	8	11	31.097	8	11	42.039	8	14	1:49.603	1:49.603	8
14	29	KEVIN FARKAS	36.808	7	15	31.382	6	15	42.025	2	13	1:50.215	1:50.301	7
15	20	JAKKREEPHATPHUETTISAN	36.720	6	14	31.458	6	16	42.233	4	17	1:50.411	1:50.450	6
16	72	EDOARDO LIGUORI	36.935	3	17	31.339	4	14	42.214	4	16	1:50.488	1:50.610	4
17	17	GEOFFREY EMMANUEL	37.105	5	18	31.700	6	18	42.102	3	15	1:50.907	1:51.106	3
18	41	AOI UEZU	36.844	3	16	31.671	6	17	42.323	4	18	1:50.838	1:51.381	4
19	2	LORISSCHÖNROCK	37.580	7	19	32.278	5	19	42.630	6	19	1:52.488	1:53.404	6



FIM JUNIORGP WORLD CHAMPIONSHIP - PORTIMAO

Autódromo Internacional do Algarve

Heat name : JuniorGP - Qualifying 1
 Heat Date : 22 June 2024
 Track name : Autodromo Internacional Algarve - 4592 mtr.

Participants Started : 19	Participants Classified : 19
Participants Finished : 18	Participants Not Classified : 17
Participants Not Finished : 1	

Green flag at : 14:25:00	Heat recording start time : 14:24:31
Finish flag waved at : 14:40:00	Heat recording end time : 14:43:45
Total time under Green : 15:00	Total of All Laps in Heat : 143
Number of cautions : 0	Total time under Yellow : 00:00:00
Number of code-60's : 0	Total time under Code-60 : 00:00:00

Best Lap time history during the Heat

#	Nbr	lap time	in lap	Name	Motorcycle	time of day
1	52	1:50.629	2	EVAN BELFORD	HONDA	14:30:17
2	93	1:50.557	2	ARBI ADITAMA	HONDA	14:30:18
3	78	1:49.047	2	JAKOB ROSENTHALER	HUSQVARNA	14:30:19
4	78	1:48.968	3	JAKOB ROSENTHALER	HUSQVARNA	14:32:08
5	13	1:48.809	4	HAKIM DANISH	KTM	14:34:12
6	13	1:48.797	7	HAKIM DANISH	KTM	14:39:38
7	78	1:48.692	8	JAKOB ROSENTHALER	HUSQVARNA	14:41:26