

JuniorGP

FIM JuniorGP - CIRCUIT BARCELONA-CATALUNYA

Free Practice 2

Classification

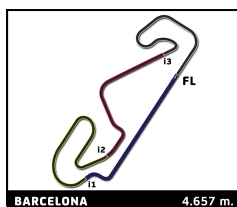
No	Rider	Nat	Team	Bike	Tires	Cl.	Time	Lap	Total	Gap	Kph
1	11 Adrián CRUCES	ESP	FINETWORK TEAM	KTM	Pirelli	KTM	1:49.313	5	15	-	153.4
2	28 Máximo QUILES	ESP	Team Estrella Galicia 0,0	HONDA	Pirelli	HONDA	1:49.342	11	16	+0.029	153.3
3	21 Ruché MOODLEY	ZAF	FINETWORK TEAM	KTM	Pirelli	KTM	1:49.434	16	16	+0.121	153.2
4	8 Eddie O'SHEA	GBR	British Talent Team - MLav Racing	HONDA	Pirelli	HONDA	1:49.569	14	15	+0.256	153.0
5	89 Marcos URIARTE	ESP	CFMOTO Aspar Junior Team	CFMOTO	Pirelli	CFMOTO	1:49.680	5	16	+0.367	152.9
6	67 Casey James O'GORMAN	IRL	Team Estrella Galicia 0,0	HONDA	Pirelli	HONDA	1:49.694	11	17	+0.381	152.8
7	19 Alessandro MOROSI	ITA	CFMOTO Aspar Junior Team	CFMOTO	Pirelli	CFMOTO	1:49.723	13	17	+0.410	152.8
8	78 Jakob ROSENTHALER	AUT	LIQUI MOLY HUSQVARNA INTACT GP JUNIOR TEAM	HUSQVARNA	Pirelli	HUSQVAR	1:49.757	3	14	+0.444	152.7
9	13 Hakim DANISH	MYS	SIC Racing - MSI	KTM	Pirelli	KTM	1:49.787	18	18	+0.474	152.7
10	83 Álvaro CARPE	ESP	STV Laglisse Racing	HUSQVARNA	Pirelli	HUSQVAR	1:49.812	13	17	+0.499	152.7
11	94 Facundo LLAMBIAS	URY	Team Estrella Galicia 0,0	HONDA	Pirelli	HONDA	1:49.848	14	15	+0.535	152.6
12	27 Rico SALMELA	FIN	LIQUI MOLY HUSQVARNA INTACT GP JUNIOR TEAM	HUSQVARNA	Pirelli	HUSQVAR	1:49.891	7	17	+0.578	152.6
13	47 Dodo BOGGIO	ITA	EAGLE-1	KTM	Pirelli	KTM	1:49.939	12	17	+0.626	152.5
14	52 Evan BELFORD	GBR	British Talent Team - MLav Racing	HONDA	Pirelli	HONDA	1:50.226	14	14	+0.913	152.1
15	54 Jesús RIOS	ESP	MRE TALENT	KTM	Pirelli	KTM	1:50.241	5	16	+0.928	152.1
16	57 Danial SHAHRIL	MYS	Asia Talent Team	HONDA	Pirelli	HONDA	1:50.293	14	16	+0.980	152.0
17	14 Cormac BUCHANAN	NZL	AGR TEAM	KTM	Pirelli	KTM	1:50.327	8	10	+1.014	152.0
18	5 Leo RAMMERSTORFER	AUT	LIQUI MOLY HUSQVARNA INTACT GP JUNIOR TEAM	HUSQVARNA	Pirelli	HUSQVAR	1:50.335	10	16	+1.022	151.9
19	56 Amon ODAKI	JPN	Asia Talent Team	HONDA	Pirelli	HONDA	1:50.356	15	17	+1.043	151.9
20	69 Marcos RUDA	ESP	SeventyTwo Artbox Racing Team	KTM	Pirelli	KTM	1:50.400	7	7	+1.087	151.9
21	36 Angus GRENFELL	AUS	SeventyTwo Artbox Racing Team	KTM	Pirelli	KTM	1:50.682	14	15	+1.369	151.5
22	91 Kotaro UCHIUMI	JPN	MTA JUNIOR TEAM	KTM	Pirelli	KTM	1:50.991	15	16	+1.678	151.1
23	4 Milan PAWELEC	POL	STV Laglisse Racing	HUSQVARNA	Pirelli	HUSQVAR	1:51.235	12	16	+1.922	150.7
24	48 Lenox PHOMMARA	CHE	MTA JUNIOR TEAM	KTM	Pirelli	KTM	1:51.349	6	16	+2.036	150.6
25	72 Edoardo LIGUORI	ITA	AC RACING TEAM	KTM	Pirelli	KTM	1:51.434	13	16	+2.121	150.4
26	45 Kgotso MONONYANE	ZAF	AGR TEAM	KTM	Pirelli	KTM	1:51.501	15	17	+2.188	150.4
27	25 Leonardo ABRUZZO	ITA	MTA JUNIOR TEAM	KTM	Pirelli	KTM	1:51.615	5	8	+2.302	150.2
28	29 Kevin FARKAS	HUN	AC RACING TEAM	KTM	Pirelli	KTM	1:51.971	11	17	+2.658	149.7
29	20 Jakkreephat PHUETTISAN	THA	Honda Racing Thailand	HONDA	Pirelli	HONDA	1:52.020	6	7	+2.707	149.7
30	93 Arbi ADITAMA	IDN	Astra Honda Racing Team	HONDA	Pirelli	HONDA	1:52.091	15	17	+2.778	149.6
31	34 Cesare TIEZZI	ITA	EAGLE-1	KTM	Pirelli	KTM	1:52.363	6	7	+3.050	149.2
32	41 Aoi UEZU	JPN	MTA JUNIOR TEAM	KTM	Pirelli	KTM	1:52.403	16	17	+3.090	149.2
33	2 Loris SCHÖNROCK	DEU	F. Koch Rennsport	KTM	Pirelli	KTM	1:53.561	12	18	+4.248	147.6
34	17 Geoffrey EMMANUEL	IND	AGR TEAM	KTM	Pirelli	KTM					

Fastest Lap: Lap 5 Adrián CRUCES 1:49.313 153.4 Kph

Published at:

Track Status: **DRY**

Race Director:	Timekeeper:
-----------------------	--------------------



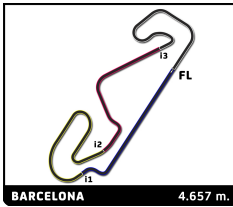
JuniorGP

FIM JuniorGP - CIRCUIT BARCELONA-CATALUNYA

Free Practice 2

Best Sector Times

Sector 1			Sector 2			Sector 3			Sector 4			Pos	No	Ideal Lap	Best Lap	
Pos	No	Rider	Time	No	Rider	Time	No	Rider	Time	No	Rider					Time
1	21	R.MOODLEY	19.567	78	J.ROSENTHALER	33.592	28	M.QUILES	22.874	94	F.LLAMBIAS	32.633	1	28	1:49.137	1:49.342 (2)
2	67	C.O'GORMAN	19.845	28	M.QUILES	33.613	78	J.ROSENTHALER	22.878	13	H.DANISH	32.687	2	11	1:49.201	1:49.313 (1)
3	11	A.CRUCES	19.847	13	H.DANISH	33.623	11	A.CRUCES	22.913	11	A.CRUCES	32.697	3	21	1:49.282	1:49.434 (3)
4	47	D.BOGGIO	19.886	67	C.O'GORMAN	33.652	8	E.O'SHEA	22.934	89	M.URIARTE	32.705	4	78	1:49.285	1:49.757 (8)
5	89	M.URIARTE	19.910	14	C.BUCHANAN	33.665	19	A.MOROSI	22.949	8	E.O'SHEA	32.708	5	89	1:49.293	1:49.680 (5)
6	36	A.GRENFELL	19.910	21	R.MOODLEY	33.677	89	M.URIARTE	22.956	28	M.QUILES	32.733	6	67	1:49.321	1:49.694 (6)
7	28	M.QUILES	19.917	83	Á.CARPE	33.677	83	Á.CARPE	22.960	67	C.O'GORMAN	32.825	7	8	1:49.376	1:49.569 (4)
8	91	K.UCHIUMI	19.925	47	D.BOGGIO	33.711	67	C.O'GORMAN	22.999	19	A.MOROSI	32.829	8	83	1:49.466	1:49.812 (10)
9	14	C.BUCHANAN	19.926	19	A.MOROSI	33.716	27	R.SALMELA	22.999	83	Á.CARPE	32.836	9	19	1:49.489	1:49.723 (7)
10	54	J.RIOS	19.955	89	M.URIARTE	33.722	94	F.LLAMBIAS	23.047	52	E.BELFORD	32.856	10	94	1:49.544	1:49.848 (11)
11	78	J.ROSENTHALER	19.958	8	E.O'SHEA	33.742	47	D.BOGGIO	23.085	78	J.ROSENTHALER	32.857	11	13	1:49.572	1:49.787 (9)
12	5	L.RAMMERSTORFER	19.963	11	A.CRUCES	33.744	54	J.RIOS	23.095	21	R.MOODLEY	32.911	12	47	1:49.600	1:49.939 (13)
13	27	R.SALMELA	19.967	27	R.SALMELA	33.783	69	M.RUDA	23.114	47	D.BOGGIO	32.918	13	27	1:49.729	1:49.891 (12)
14	8	E.O'SHEA	19.992	94	F.LLAMBIAS	33.787	13	H.DANISH	23.115	27	R.SALMELA	32.980	14	14	1:49.792	1:50.327 (17)
15	83	Á.CARPE	19.993	54	J.RIOS	33.824	14	C.BUCHANAN	23.127	5	L.RAMMERSTORFER	33.005	15	54	1:49.884	1:50.241 (15)
16	19	A.MOROSI	19.995	56	A.ODAKI	33.883	21	R.MOODLEY	23.127	54	J.RIOS	33.010	16	5	1:50.044	1:50.335 (18)
17	69	M.RUDA	20.021	52	E.BELFORD	33.891	36	A.GRENFELL	23.145	14	C.BUCHANAN	33.074	17	52	1:50.060	1:50.226 (14)
18	57	D.SHAHRIL	20.061	91	K.UCHIUMI	33.899	5	L.RAMMERSTORFER	23.159	56	A.ODAKI	33.076	18	36	1:50.120	1:50.682 (21)
19	94	F.LLAMBIAS	20.077	57	D.SHAHRIL	33.901	57	D.SHAHRIL	23.165	36	A.GRENFELL	33.098	19	56	1:50.226	1:50.356 (19)
20	56	A.ODAKI	20.085	5	L.RAMMERSTORFER	33.917	56	A.ODAKI	23.182	69	M.RUDA	33.123	20	69	1:50.236	1:50.400 (20)
21	52	E.BELFORD	20.096	48	L.PHOMMARA	33.966	91	K.UCHIUMI	23.214	45	K.MONONYANE	33.125	21	91	1:50.274	1:50.991 (22)
22	13	H.DANISH	20.147	36	A.GRENFELL	33.967	52	E.BELFORD	23.217	57	D.SHAHRIL	33.166	22	57	1:50.293	1:50.293 (16)
23	48	L.PHOMMARA	20.154	69	M.RUDA	33.978	72	E.LIGUORI	23.282	91	K.UCHIUMI	33.236	23	48	1:50.969	1:51.349 (24)
24	72	E.LIGUORI	20.190	4	M.PAWELEC	34.006	4	M.PAWELEC	23.314	25	L.ABRUZZO	33.367	24	45	1:50.999	1:51.501 (26)
25	20	J.PHUETTISAN	20.192	25	L.ABRUZZO	34.049	48	L.PHOMMARA	23.369	4	M.PAWELEC	33.445	25	4	1:51.010	1:51.235 (23)
26	4	M.PAWELEC	20.245	45	K.MONONYANE	34.065	45	K.MONONYANE	23.395	72	E.LIGUORI	33.452	26	25	1:51.087	1:51.615 (27)
27	25	L.ABRUZZO	20.253	72	E.LIGUORI	34.190	25	L.ABRUZZO	23.418	48	L.PHOMMARA	33.480	27	72	1:51.114	1:51.434 (25)
28	29	K.FARKAS	20.267	20	J.PHUETTISAN	34.243	93	A.ADITAMA	23.423	29	K.FARKAS	33.650	28	20	1:51.716	1:52.020 (29)
29	93	A.ADITAMA	20.315	41	A.UEZU	34.306	20	J.PHUETTISAN	23.472	41	A.UEZU	33.666	29	29	1:51.765	1:51.971 (28)
30	34	C.TIEZZI	20.392	29	K.FARKAS	34.324	29	K.FARKAS	23.524	93	A.ADITAMA	33.679	30	93	1:51.831	1:52.091 (30)
31	45	K.MONONYANE	20.414	93	A.ADITAMA	34.414	34	C.TIEZZI	23.570	20	J.PHUETTISAN	33.809	31	41	1:52.045	1:52.403 (32)
32	41	A.UEZU	20.477	34	C.TIEZZI	34.440	41	A.UEZU	23.596	34	C.TIEZZI	33.930	32	34	1:52.332	1:52.363 (31)
33	2	L.SCHÖNROCK	20.485	2	L.SCHÖNROCK	34.771	2	L.SCHÖNROCK	23.762	2	L.SCHÖNROCK	34.060	33	2	1:53.078	1:53.561 (33)



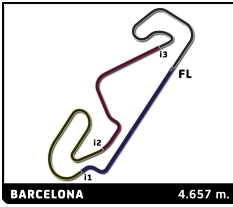
JuniorGP

FIM JuniorGP - CIRCUIT BARCELONA-CATALUNYA

Free Practice 2

Best Top Speed

No Rider	Team	Class	Top 1		Top 2		Top 3		Top 4		Top 5			
			Kph	Lap	Kph	Lap	Kph	Lap	Kph	Lap	Kph	Lap	Avg	
89	Marcos URIARTE	CFMOTO Aspar Junior Team	CFMOTO	244.3	6	242.7	8	242.7	7	241.6	5	241.1	3	242.5
36	Angus GRENFELL	SeventyTwo Artbox Racing Team	KTM	242.7	4	242.7	2	242.1	3	241.1	9	239.5	13	241.6
78	Jakob ROSENTHALER	LIQUI MOLY HUSQVARNA INTACT GP JUNIOR TEAM	HUSQVARNA	242.7	3	241.1	7	241.1	4	240.5	6	240.0	5	241.1
8	Eddie O'SHEA	British Talent Team - MLav Racing	HONDA	242.1	6	241.6	3	241.1	12	241.1	10	241.1	5	241.4
83	Álvaro CARPE	STV Laglisse Racing	HUSQVARNA	242.1	5	240.5	17	240.0	13	240.0	12	239.5	6	240.4
14	Cormac BUCHANAN	AGR TEAM	KTM	241.6	4	239.5	8	236.9	5	235.3	9	235.3	3	237.7
52	Evan BELFORD	British Talent Team - MLav Racing	HONDA	241.6	6	241.6	5	240.5	3	238.9	10	238.4	2	240.2
56	Amon ODAKI	Asia Talent Team	HONDA	241.6	15	241.1	6	240.0	13	238.9	11	238.9	4	240.1
11	Adrián CRUCES	FINETWORK TEAM	KTM	241.1	13	241.1	8	240.5	5	240.0	2	239.5	4	240.4
20	Jakkreephat PHUETTISAN	Honda Racing Thailand	HONDA	241.1	3	241.1	6	240.5	2	236.9	4	235.3	7	239.0
27	Rico SALMELA	LIQUI MOLY HUSQVARNA INTACT GP JUNIOR TEAM	HUSQVARNA	241.1	5	240.0	4	239.5	7	238.9	3	238.4	8	239.6
28	Máximo QUILES	Team Estrella Galicia 0,0	HONDA	241.1	11	240.5	16	240.5	8	240.0	12	240.0	4	240.4
48	Lenoxx PHOMMARA	MTA JUNIOR TEAM	KTM	241.1	4	240.5	8	240.0	12	240.0	3	238.9	6	240.1
54	Jesús RIOS	MRE TALENT	KTM	241.1	5	240.5	8	237.9	2	237.4	6	235.8	7	238.5
91	Kotaro UCHIUMI	MTA JUNIOR TEAM	KTM	241.1	11	239.5	7	237.9	12	236.3	3	235.3	15	238.0
57	Danial SHAHRIL	Asia Talent Team	HONDA	240.5	13	240.0	16	239.5	14	237.9	6	237.9	5	239.2
67	Casey James O'GORMAN	Team Estrella Galicia 0,0	HONDA	240.5	7	240.0	17	240.0	5	239.5	12	237.9	15	239.6
94	Facundo LLAMBIAS	Team Estrella Galicia 0,0	HONDA	240.5	11	240.0	3	237.9	5	237.4	12	237.4	10	238.6
5	Leo RAMMERSTORFER	LIQUI MOLY HUSQVARNA INTACT GP JUNIOR TEAM	HUSQVARNA	240.0	13	240.0	8	240.0	5	239.5	7	238.9	12	239.7
21	Ruché MOODLEY	FINETWORK TEAM	KTM	240.0	10	237.9	9	236.9	3	235.3	16	235.3	2	237.1
29	Kevin FARKAS	AC RACING TEAM	KTM	240.0	17	240.0	11	238.9	4	238.4	15	238.4	12	239.1
45	Kgopotso MONONYANE	AGR TEAM	KTM	240.0	4	235.8	7	233.3	3	233.3	2	231.8	16	234.8
72	Edoardo LIGUORI	AC RACING TEAM	KTM	240.0	10	240.0	6	240.0	3	238.4	11	238.4	4	239.4
13	Hakim DANISH	SIC Racing - MSI	KTM	239.5	6	237.9	5	235.8	8	233.8	18	233.8	3	236.2
19	Alessandro MOROSI	CFMOTO Aspar Junior Team	CFMOTO	239.5	5	238.4	14	238.4	7	238.4	6	237.4	17	238.4
41	Aoi UEZU	MTA JUNIOR TEAM	KTM	238.4	17	236.9	7	235.3	6	234.3	12	234.3	5	235.8
47	Dodo BOGGIO	EAGLE-1	KTM	238.4	12	238.4	2	236.3	5	234.8	3	234.3	13	236.4
93	Arbi ADITAMA	Astra Honda Racing Team	HONDA	238.4	3	236.3	7	236.3	6	235.3	4	234.3	11	236.1
4	Milan PAWELEC	STV Laglisse Racing	HUSQVARNA	237.9	8	237.4	11	236.3	13	234.3	12	234.3	6	236.0
69	Marcos RUDA	SeventyTwo Artbox Racing Team	KTM	236.9	2	236.9	4	236.3	5	236.3	7	235.8	6	236.4
25	Leonardo ABRUZZO	MTA JUNIOR TEAM	KTM	236.3	6	235.3	5	234.3	7	228.4	2	228.4	3	232.5
2	Loris SCHÖNROCK	F. Koch Rennsport	KTM	233.3	7	232.8	12	232.3	4	230.8	3	230.3	17	231.9
34	Cesare TIEZZI	EAGLE-1	KTM	231.8	2	231.3	3	231.3	5	231.3	6	231.3	7	231.4
17	Geoffrey EMMANUEL	AGR TEAM	KTM											



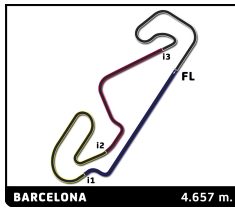
JuniorGP

FIM JuniorGP - CIRCUIT BARCELONA-CATALUNYA

Free Practice 2

Fastest Lap Sequence

Elapsed	No	Rider	Team	Bike	Class	Time	Kph	Lap
3:55.104	67	Casey James O'GORMAN	Team Estrella Galicia 0,0	HONDA	HONDA	1:51.757	150.0	2
4:11.454	11	Adrián CRUCES	FINETWORK TEAM	KTM	KTM	1:50.609	151.6	2
4:30.991	28	Máximo QUILES	Team Estrella Galicia 0,0	HONDA	HONDA	1:50.544	151.7	2
6:01.213	11	Adrián CRUCES	FINETWORK TEAM	KTM	KTM	1:49.759	152.7	3
6:01.430	78	Jakob ROSENTHALER	LIQUI MOLY HUSQVARNA INTACT GP JUNIOR TEAM	HUSQVARNA	HUSQVAR	1:49.757	152.7	3
7:50.666	11	Adrián CRUCES	FINETWORK TEAM	KTM	KTM	1:49.453	153.2	4
9:39.979	11	Adrián CRUCES	FINETWORK TEAM	KTM	KTM	1:49.313	153.4	5



JuniorGP

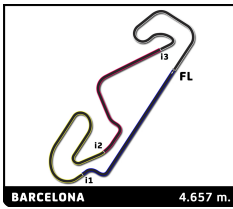
FIM JuniorGP - CIRCUIT BARCELONA-CATALUNYA

Free Practice 2

Sector Analysis

Invalidated Lap Personal Best Session Best Crossing the pit lane

Lap	Time	Sector 1	Sector 2	Sector 3	Sector 4	T.Sp	Lap	Time	Sector 1	Sector 2	Sector 3	Sector 4	T.Sp		
11	Adrián CRUCES						ESP	8	Eddie O'SHEA						GBR
FINETWORK TEAM							British Talent Team - MLav Racing							HONDA	
1	2:20.845	45.476	36.164	24.404	34.801	184.9	1	2:31.701	59.249	34.951	23.878	33.623	174.8		
2	1:50.609	19.980	34.112	23.294	33.223	240.0	2	1:50.937	20.215	34.214	23.305	33.203	240.0		
3	1:49.759	20.086	33.841	22.971	32.861	238.4	3	1:50.663	20.126	34.160	23.239	33.138	241.6		
4	1:49.453	19.883	33.843	22.978	32.749	239.5	4	1:50.516	20.039	33.851	23.265	33.361	239.5		
5	1:49.313	19.925	33.763	22.928	32.697	240.5	5	1:50.348	20.020	33.917	23.183	33.228	241.1		
6	1:49.565	19.847	33.784	23.025	32.909	238.4	6	2:05.392 B	20.306	34.523	23.682	46.881	242.1		
7	1:53.465	19.936	34.309	23.704	35.516	238.9	7	5:21.833 B	3:22.568	37.850	31.071	50.344	158.3		
8	1:51.062	19.959	33.953	23.345	33.805	241.1	8	7:22.945	5:51.081	34.626	23.560	33.678	179.4		
9	2:09.551 B	20.680	37.140	24.491	47.240	231.3	9	1:50.608	20.208	34.005	23.260	33.135	236.9		
10	9:07.827	7:30.882	36.107	24.667	36.171	122.8	10	1:50.117	20.040	33.875	23.250	32.952	241.1		
11	1:49.952	20.212	33.744	22.951	33.045	238.4	11	1:50.092	20.009	33.927	23.207	32.949	240.0		
12	1:54.461	20.074	33.867	23.098	37.422	233.8	12	2:10.537 B	20.101	38.631	24.188	47.617	241.1		
13	3:08.604 B	19.863	1:27.929	31.248	49.564	241.1	13	4:54.615	3:24.027	34.171	23.285	33.132	155.5		
14	5:14.281	3:35.548	35.839	24.057	38.837	137.1	14	1:49.569	19.992	33.815	22.934	32.828	239.5		
15	1:50.262	20.212	34.054	22.913	33.083	238.4	15	1:49.581	20.021	33.742	23.110	32.708	239.5		
28	Máximo QUILES						ESP	89	Marcos URIARTE						ESP
Team Estrella Galicia 0,0							CFMOTO Aspar Junior Team							CFMOTO	
1	2:40.447	1:08.102	35.220	23.539	33.586	181.2	1	2:38.205	1:05.697	35.430	23.643	33.435	177.6		
2	1:50.544	20.260	34.050	23.163	33.071	237.4	2	1:51.235	20.388	34.506	23.257	33.084	236.9		
3	1:50.106	20.191	33.872	23.162	32.881	237.4	3	1:50.693	20.073	34.124	23.317	33.179	241.1		
4	1:49.774	19.917	33.790	22.950	33.117	240.0	4	1:51.320	19.910	35.231	23.193	32.986	236.9		
5	1:53.278	20.134	33.906	25.326	33.912	239.5	5	1:49.680	19.987	33.897	22.956	32.840	241.6		
6	1:50.475	20.142	33.733	23.381	33.219	237.9	6	1:54.245	20.107	35.001	25.540	33.597	244.3		
7	1:52.150	20.183	33.874	23.639	34.454	234.8	7	1:49.937	19.970	33.974	23.056	32.937	242.7		
8	2:03.257 B	19.938	33.737	23.128	46.454	240.5	8	2:05.520 B	20.051	34.786	23.685	46.998	242.7		
9	12:37.016	...	38.342	23.334	33.334	85.5	9	9:35.523	8:02.535	36.594	23.311	33.083	130.8		
10	1:50.289	20.143	34.040	23.086	33.020	236.9	10	1:50.140	20.152	33.722	23.002	33.264	236.3		
11	1:49.342	20.099	33.613	22.897	32.733	241.1	11	1:49.873	20.080	33.831	23.044	32.918	239.5		
12	1:49.873	19.944	33.746	23.030	33.153	240.0	12	1:56.482	20.217	35.777	24.520	35.968	232.8		
13	1:53.888	22.338	35.011	23.262	33.277	233.3	13	2:03.571 B	20.183	34.025	23.285	46.078	233.3		
14	1:50.187	20.241	33.877	23.049	33.020	234.3	14	4:43.578	3:12.015	35.011	23.375	33.177	169.6		
15	1:49.861	20.160	33.668	22.874	33.159	237.4	15	1:50.610	20.140	33.892	23.428	33.150	238.4		
16	1:49.807	20.149	33.648	22.970	33.040	240.5	16	1:50.056	20.114	33.974	23.263	32.705	236.9		
21	Ruché MOODLEY						ZAF	67	Casey James O'GORMAN						IRL
FINETWORK TEAM							Team Estrella Galicia 0,0							HONDA	
1	2:09.071	33.963	35.875	24.425	34.808	157.8	1	2:03.347	28.413	36.440	24.072	34.422	176.5		
2	1:53.372	20.688	34.979	23.691	34.014	235.3	2	1:51.757	20.481	34.259	23.610	33.407	235.3		
3	1:52.609	20.708	34.482	23.557	33.862	236.9	3	2:02.153	20.491	34.830	24.178	42.654	231.3		
4	1:51.462	20.562	34.151	23.285	33.464	233.3	4	1:52.499	20.399	34.069	23.218	34.813	230.3		
5	1:51.092	20.530	33.962	23.357	33.243	231.8	5	1:50.158	20.315	33.768	23.136	32.939	240.0		
6	1:50.331	19.956	33.942	23.321	33.112	232.8	6	1:50.454	20.214	33.900	23.253	33.087	237.9		
7	2:05.688 B	20.897	34.625	23.966	46.200	232.3	7	1:49.943	19.845	33.652	23.376	33.070	240.5		
8	12:59.333	...	35.747	24.142	35.976	110.2	8	1:54.237	20.110	36.299	23.840	33.988	235.3		
9	1:51.330	20.447	34.032	23.441	33.410	237.9	9	2:12.469 B	21.490	37.822	26.128	47.029	228.4		
10	1:50.237	20.134	33.892	23.178	33.033	240.0	10	9:50.500	8:13.147	36.482	23.839	37.032	172.6		
11	1:50.191	20.239	33.681	23.232	33.039	234.8	11	1:49.694	20.192	33.678	22.999	32.825	235.8		
12	1:49.711	19.697	33.795	23.176	33.043	233.8	12	1:56.345	20.031	34.265	23.912	38.137	239.5		
13	1:49.599	19.567	33.786	23.127	33.119	234.3	13	1:50.160	20.113	33.792	23.104	33.151	234.8		
14	1:49.709	19.663	33.815	23.154	33.077	234.3	14	1:56.266	20.925	35.788	23.211	36.342	230.8		
15	1:49.533	19.596	33.677	23.284	32.976	234.3	15	1:54.456	20.174	33.863	23.343	37.076	237.9		
16	1:49.434	19.667	33.716	23.140	32.911	235.3	16	1:54.773	20.309	33.972	23.279	37.213	232.8		
							17	1:50.555	19.986	34.150	23.188	33.231	240.0		



JuniorGP

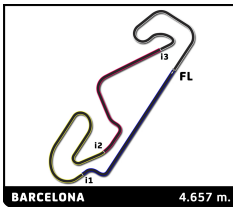
FIM JuniorGP - CIRCUIT BARCELONA-CATALUNYA

Free Practice 2

Sector Analysis

Invalidated Lap Personal Best Session Best Crossing the pit lane

Lap	Time	Sector 1	Sector 2	Sector 3	Sector 4	T.Sp	Lap	Time	Sector 1	Sector 2	Sector 3	Sector 4	T.Sp		
19	Alessandro MOROSI ITA							18	1:49.787	20.310	33.623	23.167	32.687	233.8	
	CFMOTO Aspar Junior Team CFMOTO							83	Álvaro CARPE ESP						
1	2:34.462	1:01.485	35.130	24.002	33.845	183.6		1	2:02.529	24.069	38.173	24.511	35.776	151.4	
2	1:51.539	20.380	34.407	23.363	33.389	234.3		2	1:52.737	20.819	34.786	23.608	33.524	233.8	
3	1:51.290	20.357	34.244	23.312	33.377	233.8		3	2:02.944	20.462	35.014	24.052	43.416	231.3	
4	1:54.913	20.348	35.719	24.452	34.394	235.8		4	1:51.137	20.428	34.040	23.325	33.344	238.4	
5	1:50.557	20.044	34.053	23.262	33.198	239.5		5	1:53.380	20.117	35.987	23.759	33.517	242.1	
6	1:53.004	19.995	34.904	24.538	33.567	238.4		6	1:50.988	20.198	34.087	23.354	33.349	239.5	
7	1:50.595	20.038	34.034	23.310	33.213	238.4		7	1:55.247	20.500	36.247	24.545	33.955	236.9	
8	2:07.824	20.215	35.040	23.936	48.633	236.9		8	1:50.916	20.256	34.005	23.228	33.427	236.9	
9	9:39.636	8:08.452	34.878	23.214	33.092	176.2		9	2:14.654	22.207	37.579	27.092	47.776	211.9	
10	1:50.385	20.139	33.960	23.149	33.137	233.3		10	9:54.214	8:15.902	38.960	24.551	34.801	175.4	
11	1:50.106	20.181	33.930	23.166	32.829	231.8		11	1:50.137	20.316	33.718	23.236	32.867	238.9	
12	1:50.861	20.182	34.129	23.297	33.253	230.3		12	1:50.022	20.061	33.872	23.044	33.045	240.0	
13	1:49.723	20.038	33.716	22.949	33.020	234.3		13	1:49.812	19.993	33.812	23.112	32.895	240.0	
14	1:52.984	20.146	33.959	23.255	35.624	238.4		14	1:50.955	20.412	33.677	22.960	33.906	232.3	
15	1:51.081	20.050	33.920	23.734	33.377	233.8		15	1:55.190	20.104	33.929	23.392	37.765	237.4	
16	1:49.858	20.072	33.862	22.982	32.942	233.8		16	1:55.146	20.410	34.036	23.144	37.556	237.4	
17	1:51.378	20.028	34.224	23.780	33.346	237.4		17	1:49.908	20.147	33.805	23.120	32.836	240.5	
78	Jakob ROSENTHALER AUT							94	Facundo LLAMBIAS URY						
	LIQUI MOLY HUSQVARNA INTACT GI HUSQVARNA								Team Estrella Galicia 0,0 HONDA						
1	2:19.767	45.338	35.971	24.035	34.423	166.7		1	2:25.227	51.208	35.634	23.953	34.432	177.9	
2	1:51.906	20.604	34.578	23.468	33.256	238.9		2	1:52.781	20.785	34.386	23.524	34.086	234.8	
3	1:49.757	20.041	33.880	22.979	32.857	242.7		3	1:51.153	20.264	34.181	23.303	33.405	240.0	
4	1:49.989	20.189	33.845	23.036	32.919	241.1		4	1:51.584	20.386	34.351	23.414	33.433	235.8	
5	1:50.324	20.282	33.819	23.126	33.097	240.0		5	1:54.128	20.360	34.182	23.681	35.905	237.9	
6	1:50.598	20.288	34.069	23.219	33.022	240.5		6	1:52.414	20.457	34.444	23.645	33.868	235.8	
7	1:50.067	20.094	33.767	23.058	33.148	241.1		7	2:08.557	20.798	36.512	24.247	47.000	232.8	
8	2:03.771	20.105	33.934	23.334	46.398	237.9		8	13:18.439	...	36.323	23.920	34.188	154.2	
9	15:41.396	...	36.167	23.658	33.613	161.5		9	1:52.566	20.469	34.459	23.880	33.758	233.3	
10	1:51.127	20.413	34.027	23.422	33.265	234.3		10	1:57.327	20.140	34.569	23.763	38.855	237.4	
11	1:50.047	20.256	33.592	23.029	33.170	231.8		11	1:50.046	20.077	33.787	23.076	33.106	240.5	
12	1:49.818	19.958	33.742	22.878	33.240	238.4		12	1:52.859	20.218	34.228	23.298	35.115	237.4	
13	1:50.196	20.230	33.777	23.179	33.010	233.3		13	1:51.908	20.235	34.447	23.406	33.820	235.8	
14	1:50.647	20.204	34.191	23.145	33.107	237.9		14	1:49.848	20.250	33.918	23.047	32.633	233.3	
13	Hakim DANISH MYS							15	1:53.011	20.471	34.325	23.589	34.626	232.3	
	SIC Racing - MSI KTM							27	Rico SALMELA FIN						
1	2:28.128	51.069	35.985	24.542	36.532	182.1			LIQUI MOLY HUSQVARNA INTACT GI HUSQVARNA						
2	1:52.170	20.746	34.190	23.512	33.722	232.3		1	2:38.100	1:05.543	35.267	23.539	33.751	176.8	
3	1:52.730	20.656	34.895	23.631	33.548	233.8		2	1:51.211	20.416	34.160	23.217	33.418	237.9	
4	1:50.956	20.508	33.924	23.352	33.172	229.9		3	1:51.533	20.111	34.342	23.401	33.679	238.9	
5	1:50.310	20.147	33.854	23.115	33.194	237.9		4	1:50.092	20.083	33.972	22.999	33.038	240.0	
6	1:50.812	20.270	33.956	23.318	33.268	239.5		5	1:49.999	19.971	33.831	23.189	33.008	241.1	
7	1:51.379	20.392	33.766	23.879	33.342	231.3		6	1:54.309	19.967	36.894	24.108	33.340	238.4	
8	2:10.014	20.273	33.953	25.873	49.915	235.8		7	1:49.891	19.971	33.783	23.157	32.980	239.5	
9	8:36.546	7:04.192	34.759	23.660	33.935	181.8		8	2:07.005	20.445	35.847	23.301	47.412	238.4	
10	1:51.253	20.537	33.984	23.469	33.263	226.0		9	10:15.564	8:43.188	35.302	23.462	33.612	175.6	
11	1:50.900	20.447	33.930	23.429	33.094	226.5		10	1:50.933	20.206	34.040	23.165	33.522	235.3	
12	1:50.662	20.534	33.842	23.248	33.038	225.1		11	1:50.925	20.074	34.274	23.298	33.279	235.3	
13	1:50.487	20.419	33.771	23.354	32.943	225.1		12	1:50.622	20.137	34.041	23.091	33.353	234.3	
14	1:50.804	20.525	33.792	23.323	33.164	224.6		13	1:52.835	20.156	35.196	23.724	33.759	234.3	
15	1:51.232	20.333	34.252	23.437	33.210	226.0		14	1:50.842	20.102	34.052	23.158	33.530	236.3	
16	1:50.904	20.440	33.909	23.362	33.193	225.6		15	1:50.503	20.152	33.910	23.045	33.396	236.3	
17	1:50.694	20.560	33.901	23.356	32.877	225.1									



JuniorGP

FIM JuniorGP - CIRCUIT BARCELONA-CATALUNYA

Free Practice 2

Sector Analysis

— Invalidated Lap ■ Personal Best ■ Session Best B Crossing the pit lane

Lap	Time	Sector 1	Sector 2	Sector 3	Sector 4	T.Sp
16	1:52.560	20.638	35.171	23.284	33.467	234.8
17	1:51.445	20.171	34.217	23.215	33.842	236.3

47 Dodo BOGGIO							ITA
EAGLE-1							KTM
1	2:09.395	34.522	36.214	24.229	34.430	173.4	
2	1:52.024	20.562	34.511	23.494	33.457	238.4	
3	1:55.877	20.284	35.298	23.783	36.512	234.8	
4	1:50.834	20.468	34.053	23.129	33.184	229.9	
5	1:50.408	20.198	33.823	23.231	33.156	236.3	
6	1:50.154	20.243	33.801	23.155	32.955	233.3	
7	1:50.719	20.194	33.928	23.332	33.265	233.8	
8	2:06.220B	21.017	35.317	23.863	46.023	230.3	
9	11:04.959	9:28.420	36.104	24.185	36.250	118.8	
10	1:50.814	20.383	34.173	23.279	32.979	232.8	
11	1:55.062	20.250	33.801	23.085	37.926	231.8	
12	1:49.939	19.886	33.760	23.203	33.090	238.4	
13	1:50.149	20.311	33.711	23.209	32.918	234.3	
14	1:50.735	20.190	33.983	23.311	33.251	232.8	
15	1:52.216	20.164	35.263	23.151	33.638	233.3	
16	1:50.482	20.205	33.910	23.146	33.221	232.8	
17	1:50.306	20.234	33.848	23.265	32.959	231.8	

52 Evan BELFORD							GBR
British Talent Team - MLav Racing							HONDA
1	2:28.607	53.562	36.241	24.258	34.546	169.6	
2	1:52.504	20.667	34.434	23.799	33.604	238.4	
3	1:52.164	20.392	34.718	23.647	33.407	240.5	
4	1:51.183	20.633	34.065	23.404	33.081	229.4	
5	1:50.492	20.256	33.891	23.241	33.104	241.6	
6	2:04.884B	20.096	34.206	23.642	46.940	241.6	
7	11:33.635	9:59.661	35.911	24.094	33.969	158.3	
8	1:51.638	20.791	34.275	23.424	33.148	232.3	
9	1:51.345	20.276	34.238	23.493	33.338	237.4	
10	1:50.946	20.413	34.140	23.299	33.094	238.9	
11	2:07.344B	20.240	34.426	23.880	48.798	237.4	
12	6:07.107	4:36.042	34.594	23.344	33.127	157.3	
13	1:50.337	20.206	33.997	23.217	32.917	235.8	
14	1:50.226	20.257	33.895	23.218	32.856	237.4	

54 Jesús RIOS							ESP
MRE TALENT							KTM
1	2:09.462	33.738	36.435	24.747	34.542	160.4	
2	1:51.797	20.390	34.534	23.313	33.560	237.9	
3	1:55.663	20.647	34.941	23.496	36.579	229.4	
4	1:52.473	20.553	34.033	23.238	34.649	229.9	
5	1:50.241	20.075	33.933	23.223	33.010	241.1	
6	1:51.203	20.054	34.099	23.696	33.354	237.4	
7	1:52.290	20.112	33.824	23.892	34.462	235.8	
8	2:03.487B	19.955	33.844	23.212	46.476	240.5	
9	10:19.679	8:46.035	35.547	23.950	34.147	170.7	
10	1:51.469	20.443	34.175	23.320	33.531	227.9	
11	1:50.894	20.318	34.009	23.209	33.358	229.9	
12	1:52.024	20.344	34.688	23.487	33.505	229.4	
13	1:51.273	20.288	33.972	23.095	33.918	228.9	
14	2:06.402B	20.797	35.059	23.761	46.785	229.4	
15	3:19.530	1:41.904	35.130	23.580	38.916	128.1	

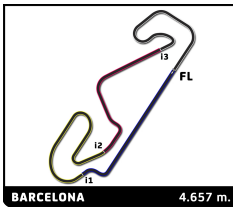
Lap	Time	Sector 1	Sector 2	Sector 3	Sector 4	T.Sp
16	1:50.542	20.326	33.894	23.251	33.071	233.8

57 Danial SHAHRIL							MYS
Asia Talent Team							HONDA
1	2:25.392	50.053	36.408	24.575	34.356	137.1	
2	1:52.273	20.447	34.304	23.570	33.952	237.9	
3	1:51.455	20.293	34.164	23.341	33.657	234.8	
4	1:52.164	20.492	34.515	23.539	33.618	234.8	
5	1:51.156	20.171	33.919	23.336	33.730	237.9	
6	1:50.965	20.139	34.051	23.283	33.492	237.9	
7	1:52.769	20.462	34.612	23.737	33.958	236.9	
8	2:08.826B	20.464	34.593	23.973	49.796	234.3	
9	11:41.990	...	38.531	24.231	33.924	136.4	
10	1:51.354	20.192	33.996	23.342	33.824	237.4	
11	1:50.521	20.078	33.984	23.204	33.255	236.9	
12	1:51.128	20.480	34.018	23.341	33.289	237.4	
13	1:50.514	20.155	34.004	23.175	33.180	240.5	
14	1:50.293	20.061	33.901	23.165	33.166	239.5	
15	1:58.116	20.152	34.993	24.140	38.831	237.4	
16	1:50.891	20.218	34.110	23.207	33.356	240.0	

14 Cormac BUCHANAN							NZL
AGR TEAM							KTM
1	2:14.476	40.882	35.731	23.977	33.886	167.0	
2	1:51.948	20.532	34.417	23.371	33.628	234.3	
3	1:51.247	20.306	34.069	23.403	33.469	235.3	
4	1:51.135	20.544	33.998	23.178	33.415	241.6	
5	2:09.512B	20.217	35.083	23.303	50.909	236.9	
6	7:21.259B	5:25.947	37.010	29.535	48.767	123.4	
7	6:14.176	4:41.958	35.273	23.685	33.260	161.3	
8	1:50.327	20.179	33.865	23.209	33.074	239.5	
9	2:03.167B	20.076	34.124	23.314	45.653	235.3	
10	5:27.790	3:50.877	36.905	24.351	35.657	120.1	

5 Leo RAMMERSTORFER							AUT
LIQUI MOLY HUSQVARNA INTACT GI							HUSQVARNA
1	2:26.214	49.682	37.130	24.515	34.887	175.1	
2	1:53.521	20.974	34.736	23.837	33.974	230.8	
3	1:54.103	20.452	36.348	23.722	33.581	235.3	
4	1:50.944	20.355	34.089	23.370	33.130	238.4	
5	1:50.374	20.188	33.917	23.159	33.110	240.0	
6	1:51.545	20.228	34.092	23.614	33.611	238.4	
7	1:50.730	20.057	33.952	23.497	33.224	239.5	
8	2:04.335B	20.092	34.299	23.832	46.112	240.0	
9	12:40.394	...	35.801	24.088	33.600	155.8	
10	1:50.335	20.098	33.971	23.172	33.094	238.9	
11	1:53.181	20.260	34.300	24.174	34.447	232.8	
12	1:51.425	20.118	34.530	23.427	33.350	238.9	
13	1:50.356	20.193	33.948	23.210	33.005	240.0	
14	1:50.371	19.963	33.924	23.358	33.126	238.4	
15	1:50.541	20.153	33.973	23.264	33.151	235.8	
16	1:50.520	20.084	33.964	23.250	33.222	235.8	

56 Amon ODAKI							JPN
Asia Talent Team							HONDA
1	2:15.535	39.093	38.211	24.023	34.208	175.1	
2	1:53.264	20.695	34.595	23.717	34.257	235.8	



JuniorGP

FIM JuniorGP - CIRCUIT BARCELONA-CATALUNYA

Free Practice 2

Sector Analysis

— Invalidated Lap ■ Personal Best ■ Session Best B Crossing the pit lane

Lap	Time	Sector 1	Sector 2	Sector 3	Sector 4	T.Sp	Lap	Time	Sector 1	Sector 2	Sector 3	Sector 4	T.Sp
3	1:52.323	20.591	34.416	23.663	33.653	234.8	12	1:51.270	20.177	34.240	23.379	33.474	237.9
4	1:51.162	20.336	34.235	23.244	33.347	238.9	13	1:51.400	20.269	34.012	23.260	33.859	234.3
5	1:51.282	20.356	34.185	23.253	33.488	238.4	14	1:52.353	20.572	34.615	23.473	33.693	228.4
6	1:51.306	20.254	34.068	23.591	33.393	241.1	15	1:50.991	20.218	34.285	23.252	33.236	235.3
7	1:52.197	20.381	34.189	23.473	34.154	238.4	16	1:51.096	20.203	34.265	23.319	33.309	234.3
8	1:51.568	20.329	34.194	23.461	33.584	234.8							
9	2:14.433B	21.596	37.889	27.227	47.721	221.4							
10	9:54.081	8:16.326	39.544	24.316	33.895	142.3							
11	1:51.091	20.258	34.024	23.363	33.446	238.9							
12	1:50.704	20.398	34.032	23.198	33.076	234.8							
13	1:50.706	20.250	33.967	23.278	33.211	240.0							
14	1:50.705	20.427	33.883	23.243	33.152	237.9							
15	1:50.356	20.085	33.921	23.182	33.168	241.6							
16	1:57.296	20.418	34.843	24.182	37.853	235.3							
17	1:50.924	20.436	34.064	23.221	33.203	235.8							

69 Marcos RUDA

ESP
SeventyTwo Artbox Racing Team

1	2:53.052	1:19.705	35.835	23.801	33.711	175.6
2	2:04.818B	20.867	34.979	23.550	45.422	236.9
3	28:52.457	...	34.868	23.442	33.386	174.8
4	1:50.529	20.103	34.189	23.114	33.123	236.9
5	1:50.516	20.021	34.094	23.198	33.203	236.3
6	1:50.487	20.080	33.978	23.228	33.201	235.8
7	1:50.400	20.079	34.039	23.147	33.135	236.3

36 Angus GRENFELL

AUS
SeventyTwo Artbox Racing Team

1	2:20.828	46.324	35.811	24.268	34.425	183.3
2	1:52.651	20.512	34.703	23.699	33.737	242.7
3	1:52.654	20.460	34.753	23.550	33.891	242.1
4	1:52.143	20.253	34.511	23.504	33.875	242.7
5	1:51.751	20.447	34.343	23.458	33.503	233.8
6	2:11.322B	20.461	37.025	24.722	49.114	233.8
7	14:28.887	...	37.383	23.919	37.286	145.7
8	1:52.056	20.515	34.627	23.489	33.425	232.8
9	1:51.349	20.231	34.182	23.339	33.597	241.1
10	1:51.582	20.375	34.446	23.415	33.346	230.8
11	1:51.756	20.454	34.446	23.437	33.419	234.8
12	1:50.848	20.574	33.976	23.200	33.098	236.9
13	1:51.779	19.910	34.421	23.383	34.065	239.5
14	1:50.682	20.401	33.967	23.145	33.169	234.3
15	1:51.233	20.285	34.127	23.369	33.452	238.9

91 Kotaro UCHIUMI

JPN
MTA JUNIOR TEAM

1	2:11.071	36.184	35.590	24.801	34.496	181.8
2	1:52.661	20.616	34.683	23.701	33.661	233.3
3	1:51.863	20.517	34.300	23.387	33.659	236.3
4	1:51.444	20.280	34.351	23.281	33.532	232.8
5	1:51.514	20.306	34.347	23.382	33.479	234.8
6	1:51.149	20.488	33.899	23.214	33.548	232.3
7	1:51.669	20.064	34.189	23.683	33.733	239.5
8	1:52.759	20.464	34.453	23.560	34.282	231.3
9	2:11.232B	21.078	37.420	25.264	47.470	232.3
10	11:41.815	9:55.392	37.123	27.027	42.273	168.6
11	1:56.529	19.925	34.645	23.885	38.074	241.1

4 Milan PAWELEC

POL
STV Laglisse Racing

1	2:01.790	25.127	36.707	24.434	35.522	150.8
2	1:53.986	21.177	34.946	23.931	33.932	225.1
3	1:55.069	20.660	34.595	23.879	35.935	229.9
4	1:56.184	21.062	36.938	23.869	34.315	224.2
5	1:52.532	20.573	34.256	23.647	34.056	233.3
6	1:52.002	20.483	34.208	23.741	33.570	234.3
7	1:51.899	20.466	34.442	23.426	33.565	233.3
8	2:06.884B	20.283	34.116	25.580	46.905	237.9
9	11:56.381	...	36.874	24.074	34.559	165.5
10	1:52.177	20.932	34.164	23.636	33.445	227.0
11	1:51.504	20.245	34.006	23.331	33.922	237.4
12	1:51.235	20.407	34.063	23.314	33.451	234.3
13	1:52.228	20.430	34.259	23.582	33.957	236.3
14	1:57.553	20.797	36.254	25.227	35.275	226.0
15	1:52.488	20.630	34.502	23.595	33.761	228.4
16	1:52.388	20.515	34.585	23.594	33.694	230.3

48 Lenox PHOMMARA

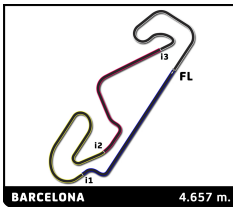
CHE
MTA JUNIOR TEAM

1	2:09.331	34.156	36.232	24.366	34.577	182.7
2	1:53.988	21.046	34.850	24.001	34.091	235.8
3	1:52.502	20.518	34.465	23.619	33.900	240.0
4	1:51.713	20.352	34.339	23.399	33.623	241.1
5	1:51.395	20.352	34.194	23.369	33.480	237.4
6	1:51.349	20.334	33.966	23.442	33.607	238.9
7	1:53.029	20.268	34.172	23.709	34.880	238.4
8	2:04.495B	20.154	34.126	23.431	46.784	240.5
9	12:52.501	...	37.896	26.414	37.073	156.9
10	1:56.092	21.011	34.603	23.671	36.807	230.3
11	1:53.373	20.310	35.304	24.036	33.723	234.8
12	1:52.807	20.342	34.598	23.625	34.242	240.0
13	1:52.218	20.388	34.433	23.641	33.756	235.8
14	1:52.141	20.481	34.349	23.603	33.708	234.3
15	1:51.745	20.448	34.330	23.457	33.510	233.8
16	1:51.916	20.425	34.311	23.613	33.567	234.3

72 Edoardo LIGUORI

ITA
AC RACING TEAM

1	2:19.929	44.605	36.139	24.099	35.086	179.1
2	1:53.488	20.901	34.823	23.749	34.015	234.3
3	1:52.667	20.396	34.557	23.707	34.007	240.0
4	1:52.391	20.556	34.531	23.712	33.592	238.4
5	1:52.056	20.520	34.418	23.499	33.619	236.3
6	1:52.092	20.376	34.328	23.520	33.868	240.0
7	1:52.332	20.429	34.538	23.645	33.720	236.9
8	2:11.648B	22.613	35.824	23.815	49.396	231.8
9	10:45.420	9:08.030	36.117	24.660	36.613	125.8
10	1:51.764	20.457	34.266	23.484	33.557	240.0
11	1:51.904	20.326	34.651	23.417	33.510	238.4



JuniorGP

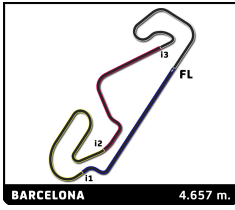
FIM JuniorGP - CIRCUIT BARCELONA-CATALUNYA

Free Practice 2

Sector Analysis

Invalidated Lap Personal Best Session Best Crossing the pit lane

Lap	Time	Sector 1	Sector 2	Sector 3	Sector 4	T.Spd	Lap	Time	Sector 1	Sector 2	Sector 3	Sector 4	T.Spd
12	1:51.498	20.469	34.291	23.282	33.456	235.3							
13	1:51.434	20.190	34.190	23.550	33.504	237.9							
14	1:52.313	20.395	34.840	23.626	33.452	236.9							
15	1:52.130	20.375	34.558	23.565	33.632	236.3							
16	2:11.661 B	21.355	36.748	24.123	49.435	233.8							
45	Kgopotso MONONYANE					ZAF							
	AGR TEAM					KTM							
1	2:15.741	41.133	35.949	24.356	34.303	157.6							
2	1:53.136	20.821	34.537	23.874	33.904	233.3							
3	1:52.506	20.670	34.584	23.795	33.457	233.3							
4	1:52.755	20.677	34.556	23.683	33.839	240.0							
5	1:52.824	20.744	34.331	23.942	33.807	228.9							
6	2:00.977	20.814	35.675	24.844	39.644	227.0							
7	2:09.365 B	20.414	35.028	24.630	49.293	235.8							
8	9:38.416	8:04.934	35.729	23.978	33.775	156.7							
9	1:51.872	20.640	34.081	23.662	33.489	227.4							
10	1:57.127	21.531	37.360	24.522	33.714	229.9							
11	1:51.806	20.589	34.109	23.539	33.569	229.9							
12	1:53.378	20.608	34.433	23.623	34.714	226.5							
13	1:51.553	20.535	34.088	23.451	33.479	231.8							
14	1:52.487	20.757	34.466	23.523	33.741	228.4							
15	1:51.501	20.504	34.181	23.541	33.275	227.4							
16	1:51.529	20.435	34.065	23.395	33.634	231.8							
17	1:51.605	20.768	34.239	23.473	33.125	224.2							
25	Leonardo ABRUZZO					ITA							
	MTA JUNIOR TEAM					KTM							
1	2:05.257	31.367	35.629	24.018	34.243	168.8							
2	1:52.472	21.017	34.339	23.601	33.515	228.4							
3	1:53.215	20.443	34.060	23.571	35.141	228.4							
4	1:59.073	20.556	35.804	24.614	38.099	224.2							
5	1:51.615	20.253	34.577	23.418	33.367	235.3							
6	1:52.169	20.647	34.049	23.465	34.008	236.3							
7	2:05.779 B	20.786	34.421	23.739	46.833	234.3							
8	14:43.316	...	42.694	26.320	37.856	148.9							
29	Kevin FARKAS					HUN							
	AC RACING TEAM					KTM							
1	2:19.165	44.379	36.040	24.116	34.630	169.9							
2	1:53.991	20.883	35.228	23.770	34.110	231.8							
3	1:53.250	20.934	34.704	23.632	33.980	234.3							
4	1:52.411	20.448	34.486	23.724	33.753	238.9							
5	1:52.331	20.536	34.488	23.592	33.715	236.9							
6	1:52.213	20.344	34.446	23.620	33.803	238.4							
7	1:53.017	20.583	34.740	23.743	33.951	237.9							
8	2:05.679 B	20.520	34.492	23.776	46.891	236.3							
9	10:49.908	9:10.833	37.971	24.600	36.504	117.9							
10	1:53.064	20.543	34.490	23.655	34.376	236.9							
11	1:51.971	20.267	34.501	23.524	33.679	240.0							
12	1:52.519	20.698	34.324	23.627	33.870	238.4							
13	1:53.314	20.489	34.527	23.640	34.658	236.3							
14	1:52.399	20.451	34.467	23.565	33.916	237.4							
15	1:52.336	20.353	34.600	23.563	33.820	238.4							
16	1:53.679	20.710	34.681	23.612	34.676	236.9							
17	1:52.106	20.342	34.542	23.572	33.650	240.0							
20	Jakkreephat PHUETTISAN					THA							
	Honda Racing Thailand					HONDA							
1	2:19.962	43.540	37.521	24.243	34.658	173.1							
2	1:53.372	20.602	34.918	23.701	34.151	240.5							
3	1:52.633	20.200	34.595	23.779	34.059	241.1							
4	1:52.448	20.559	34.559	23.512	33.818	236.9							
5	1:52.073	20.449	34.343	23.472	33.809	233.3							
6	1:52.020	20.192	34.294	23.593	33.941	241.1							
7	1:55.572	22.143	35.426	24.120	33.883	235.3							
93	Arbi ADITAMA					IDN							
	Astra Honda Racing Team					HONDA							
1	2:26.216	48.528	37.361	25.237	35.090	178.8							
2	1:54.239	20.987	34.979	23.870	34.403	231.3							
3	1:54.942	20.415	36.063	24.044	34.420	238.4							
4	1:53.698	20.629	34.902	23.822	34.345	235.3							
5	1:53.122	20.533	34.811	23.873	33.905	233.8							
6	1:54.770	20.315	34.623	24.250	35.582	236.3							
7	1:53.070	20.410	34.617	23.735	34.308	236.3							
8	2:10.850 B	20.604	35.865	24.570	49.811	232.3							
9	10:38.531	9:05.313	35.036	23.861	34.321	164.2							
10	1:52.617	20.493	34.646	23.595	33.883	233.8							
11	1:52.410	20.395	34.559	23.666	33.790	234.3							
12	1:52.640	20.381	34.612	23.755	33.892	232.8							
13	1:52.621	20.677	34.594	23.592	33.758	231.8							
14	1:52.114	20.472	34.477	23.423	33.742	233.3							
15	1:52.091	20.410	34.414	23.588	33.679	231.8							
16	1:56.977	20.831	37.872	24.000	34.274	233.3							
17	1:52.465	20.515	34.481	23.634	33.835	232.3							
34	Cesare TIEZZI					ITA							
	EAGLE-1					KTM							
1	29:33.864	...	40.482	25.629	35.493	102.6							
2	1:54.988	20.841	35.499	24.181	34.467	231.8							
3	1:53.656	20.646	35.023	23.791	34.196	231.3							
4	1:53.348	20.549	34.901	23.672	34.226	230.3							
5	1:52.591	20.442	34.612	23.570	33.967	231.3							
6	1:52.363	20.392	34.440	23.601	33.930	231.3							
7	1:52.592	20.421	34.594	23.627	33.950	231.3							
41	Aoi UEZU					JPN							
	MTA JUNIOR TEAM					KTM							
1	2:06.865	31.893	36.018	24.254	34.700	181.8							
2	1:54.789	21.044	35.115	24.059	34.571	229.4							
3	1:53.857	20.850	34.784	23.919	34.304	229.4							
4	1:53.746	20.978	34.541	23.849	34.378	231.8							
5	1:53.444	20.796	34.937	23.757	33.954	234.3							
6	1:52.483	20.617	34.439	23.689	33.738	235.3							
7	1:52.419	20.477	34.306	23.787	33.849	236.9							
8	1:52.580	20.583	34.539	23.710	33.748	231.8							
9	2:15.177 B	21.748	38.050	27.281	48.098	221.9							
10	10:49.485	9:01.588	38.215	27.941	41.741	166.5							
11	1:53.173	20.757	34.624	23.747	34.045	233.8							
12	1:52.965	20.596	34.708	23.672	33.989	234.3							
13	1:52.931	20.804	34.524	23.607	33.996	231.8							
14	1:52.477	20.597	34.457	23.746	33.677	233.3							



JuniorGP

FIM JuniorGP - CIRCUIT BARCELONA-CATALUNYA

Free Practice 2

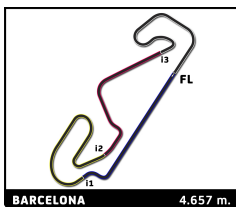
Sector Analysis

— Invalidated Lap ■ Personal Best ■ Session Best **B** Crossing the pit lane

Lap	Time	Sector 1	Sector 2	Sector 3	Sector 4	T.Spd
15	1:52.537	20.521	34.638	23.596	33.782	232.3
16	1:52.403	20.541	34.410	23.737	33.715	232.3
17	1:52.438	20.587	34.544	23.641	33.666	238.4

2	Loris SCHÖNROCK	DEU
	F. Koch Rennsport	KTM

1	2:06.756	29.001	36.698	25.144	35.913	159.2
2	1:56.164	21.369	35.637	24.420	34.738	227.9
3	1:58.053	21.261	35.451	24.183	37.158	230.8
4	1:57.250	21.559	36.321	24.521	34.849	232.3
5	1:54.724	21.116	35.095	24.084	34.429	227.0
6	1:54.472	20.823	35.153	24.120	34.376	230.3
7	1:54.306	20.808	34.800	24.262	34.436	233.3
8	2:09.158 B	20.922	34.904	24.119	49.213	227.0
9	7:45.759	6:09.831	37.193	24.256	34.479	158.7
10	1:54.886	20.808	35.172	24.203	34.703	228.9
11	1:55.464	20.689	36.199	24.213	34.363	227.4
12	1:53.561	20.968	34.771	23.762	34.060	232.8
13	1:55.651	20.485	36.257	24.239	34.670	229.9
14	2:08.786 B	21.158	35.412	24.266	47.950	224.2
15	2:19.182	43.607	36.073	24.222	35.280	140.6
16	1:55.383	20.993	35.470	24.251	34.669	227.0
17	1:54.628	20.944	34.996	23.995	34.693	230.3
18	1:55.586	21.060	35.382	24.321	34.823	227.4

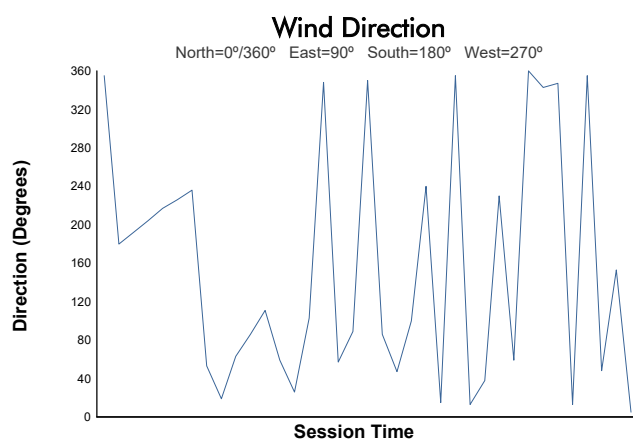
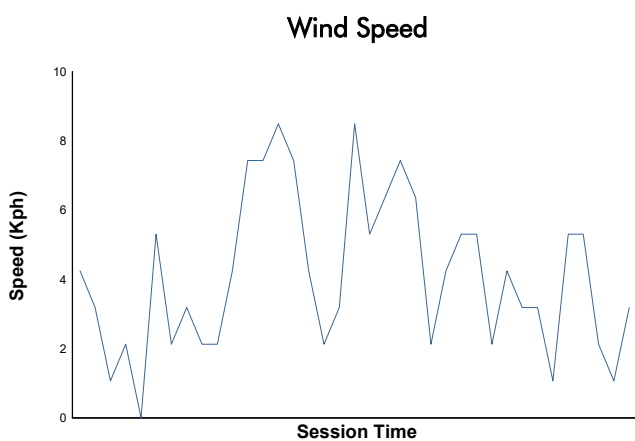
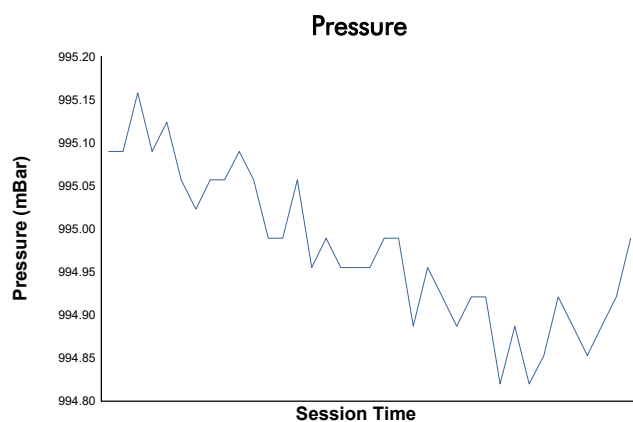
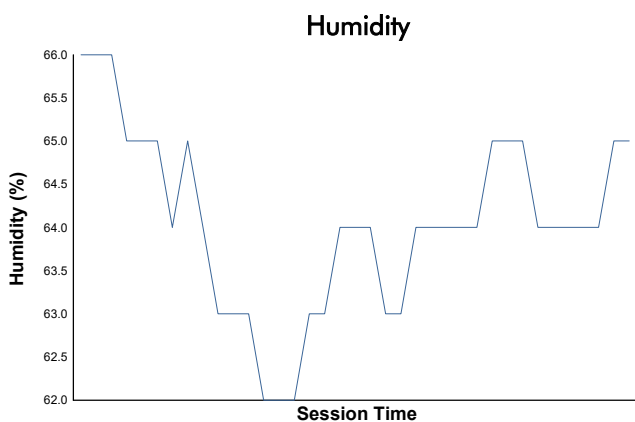
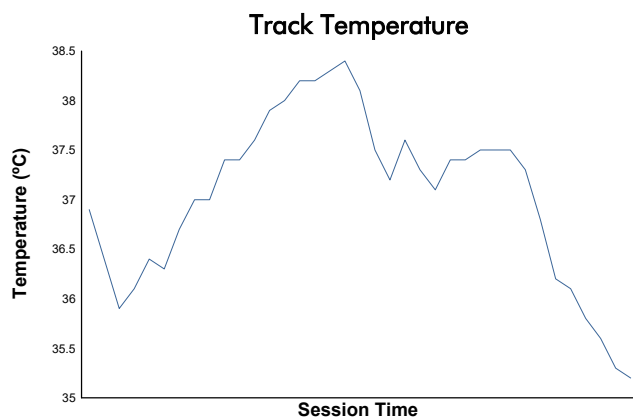
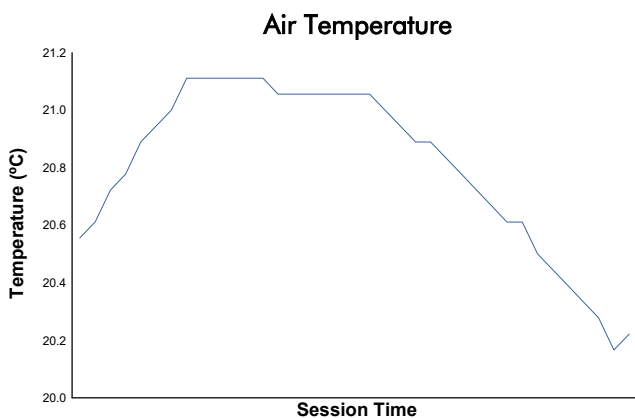


FIM JuniorGP - CIRCUIT BARCELONA-CATALUNYA

JuniorGP

Free Practice 2

Weather Report



Track Status: **DRY**